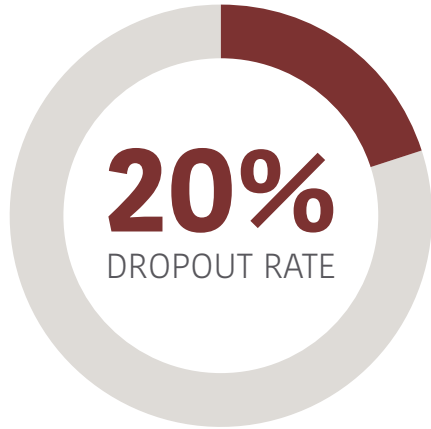


# OPPORTUNITY YOUTH PROFILES

## Arizona



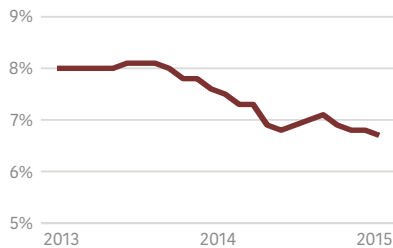
**18,100** dropouts per year  
**\$7.6 billion** lifetime economic loss



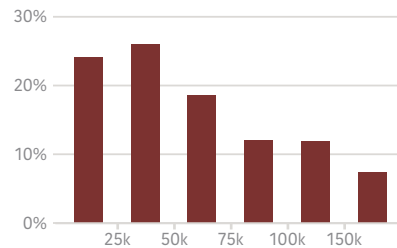
**183,200** disconnected youth  
**\$127.3 billion** lifetime economic loss

ECONOMIC LOSS BY RACE/ETHNICITY	White		Black		Hispanic	
	Male	Female	Male	Female	Male	Female
Lifetime loss per dropout	\$420,700	\$364,600	\$269,900	\$154,800	\$449,800	\$331,900
Lifetime loss per disconnected youth	\$780,200	\$638,100	\$864,900	\$742,600	\$671,500	\$613,800

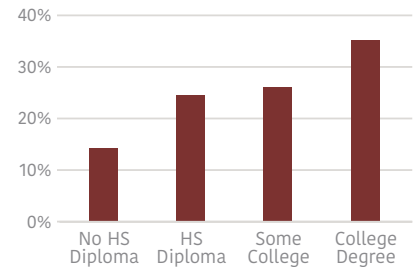
**Unemployment Rate**



**Household Income**



**Education Attainment**



The Arizona Mayors Education Roundtable brings together mayors across the state to share data, promising practices and strategies to boost students' educational and career success. [azmayors.org](http://azmayors.org)



Sources: Arizona Department of Administration Local Area Unemployment Statistics, Seasonally Adjusted Tables, Updated January 22, 2015; US Census Bureau 2009-13 American Community Survey 5-Year Estimates