

OPPORTUNITY YOUTH PROFILES

Gilbert

Gilbert, located within the Phoenix metropolitan area, was once known as the “Hay Shipping Capital of the World” and is now one of the fastest growing communities in the country. Gilbert has made a rapid transformation from an agriculture-based community of 5,700 in 1980 to the economically diverse suburban center of 235,000 residents that it is today.

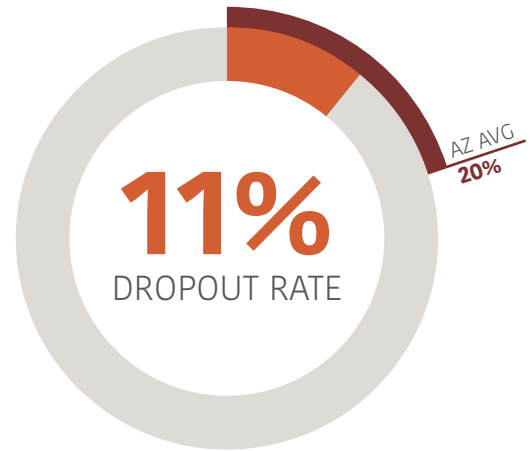
Gilbert is served by three school districts: Gilbert Public Schools, with 41 schools and 39,000 students; Higley Unified School District, with 12 schools and 12,000 students; and Chandler Unified School District, with 44 schools and 41,000 students.

Mayor John Lewis frequently links education and economic opportunities and works with area schools, institutes of higher education and business leaders to continually improve educational opportunities for Gilbert youth.

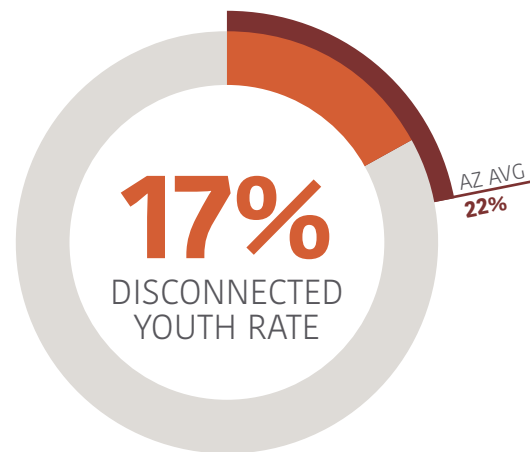
One of those initiatives is Gilbert’s SPARK App League, a high school mobile application development contest for Arizona students. Sponsored by Google and Arizona State University, SPARK gives high school students the opportunity to learn the process of developing mobile applications and then apply what they have learned to help their local community.

Gilbert also partners with ASU Polytechnic, Chandler-Gilbert Community College, Saint Xavier University (opening in the fall) and the Gilbert Chamber of Commerce to connect the business community with K–12 and higher education systems through Partners in Progress. This program provides networking and learning opportunities for business leaders and business students alike, focusing on ensuring that area businesses fill the productivity gap by preparing area students to be workforce ready.

Gilbert also supports a diverse selection of career and technical education programs at the high school level. Career and technical classes are aligned with similar courses at local community colleges in 20 specialized pathways—from accounting to cabinet making to sports medicine. Classes are available for credit at both the high school and a community college simultaneously.



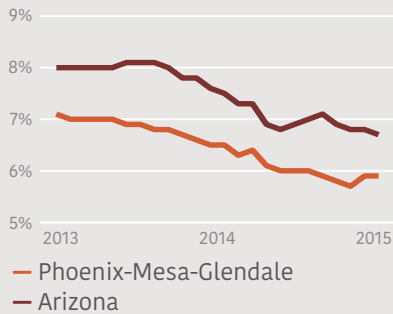
340 dropouts per year
\$139 million lifetime economic loss



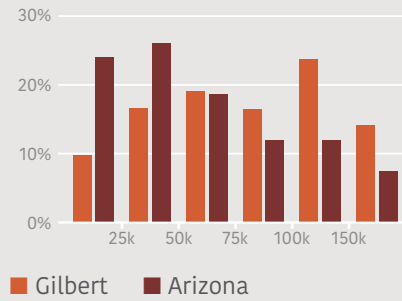
4,560 disconnected youth
\$3.1 billion lifetime economic loss

ECONOMIC LOSS BY RACE/ETHNICITY	White		Black		Hispanic	
	Male	Female	Male	Female	Male	Female
Lifetime loss per dropout	\$412,200	\$381,500	\$245,800	\$160,500	\$439,000	\$347,200
Lifetime loss per disconnected youth	\$760,200	\$637,700	\$840,200	\$731,800	\$650,000	\$610,000

Unemployment Rate



Household Income

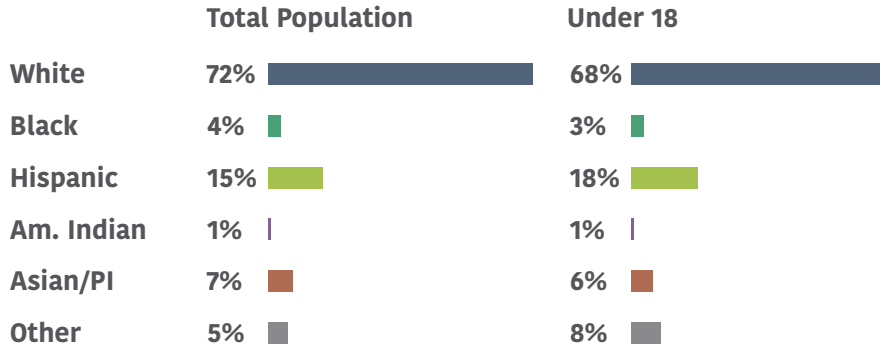


ECONOMIC INDICATORS

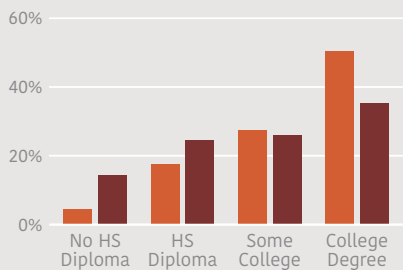
Education and the economy are closely intertwined subjects. In order to address educational challenges it is necessary to understand the economic context within which students, families and schools operate, while a well-educated population enjoys higher employment and incomes.

DEMOGRAPHICS

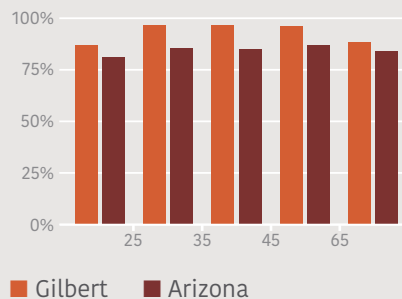
All across Arizona the demographic picture is changing rapidly. Comparing the racial/ethnic composition of the youth population with that of the city as a whole illustrates the pattern of these demographic shifts and the growth of the Hispanic population in particular.



Education Attainment



HS Completion by Age



EDUCATION RATES

Cities included in the profiles have a large amount of variation in the rates of education for their adult population. Educational outcomes for students are strongly associated with the education levels of their families and, to an extent, their communities.

AIMS READING PROFICIENCY BY RACE/ETHNICITY

All		White		Black		Hispanic	
3 rd grade	8 th grade	3 rd grade	8 th grade	3 rd grade	8 th grade	3 rd grade	8 th grade
89%	81%	92%	85%	83%	64%	83%	74%

The Arizona Mayors Education Roundtable brings together mayors across the state to share data, promising practices and strategies to boost students' educational and career success. azmayors.org



Sources: Arizona Department of Administration Local Area Unemployment Statistics, Seasonally Adjusted Tables, Updated January 22, 2015; US Census Bureau 2009-13 American Community Survey 5-Year Estimates; Arizona Department of Education Report Cards, azreportcards.com