

# OPPORTUNITY YOUTH PROFILES

## Mesa

Mesa is a city in Maricopa County and is a suburb located about 20 miles east of Phoenix. Mesa is the central city of the East Valley section of the Phoenix metropolitan area. It is bordered by Tempe on the west, the Salt River Pima-Maricopa Indian Community on the north, Chandler and Gilbert on the south and Apache Junction on the east. As of the 2010 Census, Mesa became the centerpoint of Arizona's population.

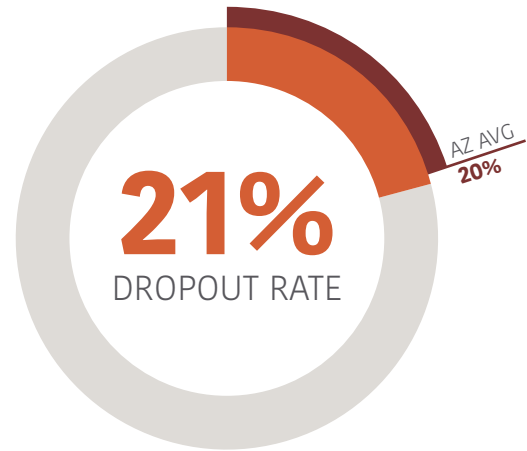
Mesa is the third-largest city in Arizona, after Phoenix and Tucson, and the 38th-largest city in the United States. The city is home to 439,000 people, according to the 2010 Census. Mesa is home to numerous higher education facilities, including the Polytechnic campus of Arizona State University.

Mayor John Giles and the city of Mesa support signature city initiatives: Mesa Counts on College and Read on Mesa.

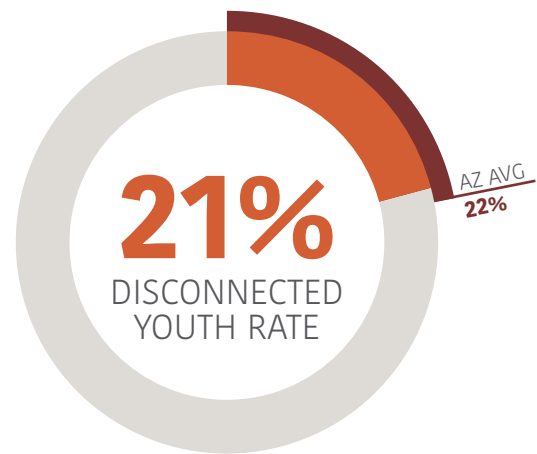
Mesa Counts on College (MCoC) is an education partnership between the city of Mesa, Mesa Community College and Mesa Public Schools. Its mission is to increase college completion within the community. Specifically, MCoC intends to double the number of low-income youth completing postsecondary programs in Mesa over the next 10 years.

MCoC began as a systematic overhaul and restructuring of relationships between the three partner entities. The goal was to improve and expand support for students and community members in relation to postsecondary enrollment and success. MCoC works to re-engage the most disconnected and under-represented populations within the community to provide them with opportunities for future education and economic success.

Read On Mesa is a collaborative effort facilitated by the city of Mesa and the Mesa United Way to identify gaps and enable collaboration across community efforts focused on early literacy to help support the community's most vulnerable children. The Mesa United Way has successfully lead several 12 Books donation events that provide 12 books each for students at targeted elementary schools.



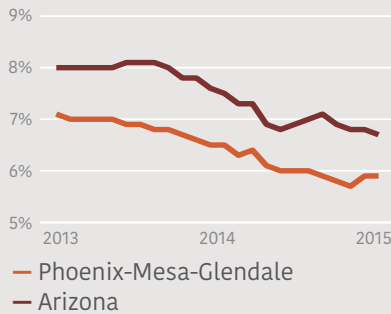
**1,180** dropouts per year  
**\$516 million** lifetime economic loss



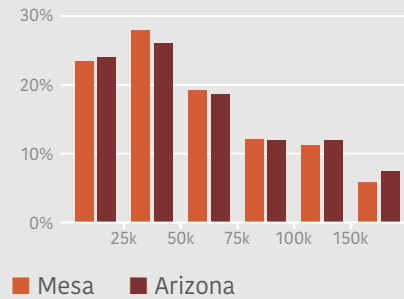
**11,935** disconnected youth  
**\$8.6 billion** lifetime economic loss

ECONOMIC LOSS BY RACE/ETHNICITY	White		Black		Hispanic	
	Male	Female	Male	Female	Male	Female
Lifetime loss per dropout	\$436,300	\$384,000	\$275,500	\$162,800	\$466,100	\$349,500
Lifetime loss per disconnected youth	\$809,100	\$665,700	\$896,500	\$772,100	\$695,200	\$639,400

## Unemployment Rate



## Household Income

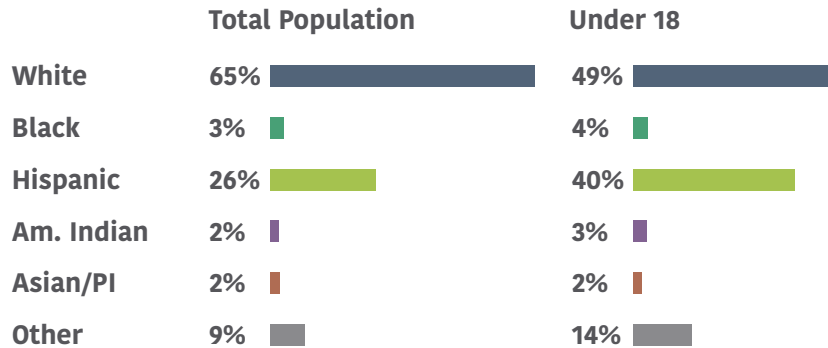


## ECONOMIC INDICATORS

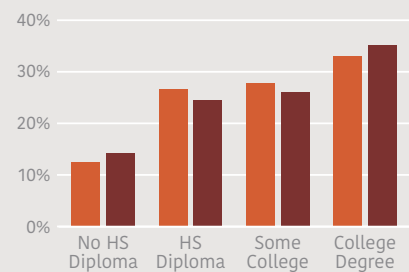
Education and the economy are closely intertwined subjects. In order to address educational challenges it is necessary to understand the economic context within which students, families and schools operate, while a well-educated population enjoys higher employment and incomes.

## DEMOGRAPHICS

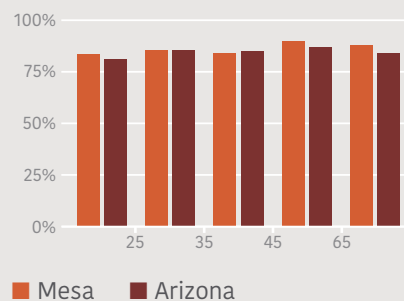
All across Arizona the demographic picture is changing rapidly. Comparing the racial/ethnic composition of the youth population with that of the city as a whole illustrates the pattern of these demographic shifts and the growth of the Hispanic population in particular.



## Education Attainment



## HS Completion by Age



## EDUCATION RATES

Cities included in the profiles have a large amount of variation in the rates of education for their adult population. Educational outcomes for students are strongly associated with the education levels of their families and, to an extent, their communities.

## AIMS READING PROFICIENCY BY RACE/ETHNICITY

All		White		Black		Hispanic	
3 <sup>rd</sup> grade	8 <sup>th</sup> grade	3 <sup>rd</sup> grade	8 <sup>th</sup> grade	3 <sup>rd</sup> grade	8 <sup>th</sup> grade	3 <sup>rd</sup> grade	8 <sup>th</sup> grade
79%	71%	89%	83%	75%	67%	71%	58%

The Arizona Mayors Education Roundtable brings together mayors across the state to share data, promising practices and strategies to boost students' educational and career success. [azmayors.org](http://azmayors.org)



Sources: Arizona Department of Administration Local Area Unemployment Statistics, Seasonally Adjusted Tables, Updated January 22, 2015; US Census Bureau 2009-13 American Community Survey 5-Year Estimates; Arizona Department of Education Report Cards, [azreportcards.com](http://azreportcards.com)