

OPPORTUNITY YOUTH PROFILES

Tucson

Tucson is the second-largest city in Arizona. Its five school districts include the second-largest school district in Arizona, Tucson Unified School District (TUSD). Just 60 miles from Mexico, and home to the University of Arizona, technology, trade and tourism make up a significant part of the local economy.

Mayor Jonathan Rothschild has emphasized that the number one question that businesses ask when deciding whether to come to Tucson is, “How good is your education system?” Helping schools attain good educational outcomes helps a city’s economy. With this in mind, Mayor Rothschild and his office have focused on the following education initiatives:

Early Literacy—Expanding programs like Reading Seed, which helps young children read at grade level by third grade, and Teach the Parent, Reach the Child, which teaches parents how to help their children gain preliteracy and reading skills.

Dropout Prevention and Recovery—Engaging students who have dropped out or at risk of doing so by going door to door and asking them to get back in school, through Steps to Success walks with TUSD.

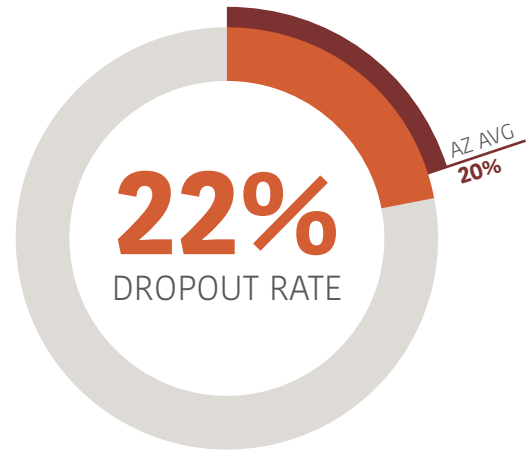
Attendance—Working with schools, nonprofits and businesses to support programs that track attendance for each student and intervene when necessary, through a Count Me In! attendance program with TUSD.

Alternative Programs—Supporting alternative programs like GradLink2 at Sunnyside and TUSD so that every student has a way to earn a high school diploma.

Education Funding—Continuing to work with the business community on legislative efforts to lift Arizona from the bottom in K-12 education funding by substantially increasing funding for public education.

Mayor’s Summer Reading Challenge—Encouraging children to read more over the summer, when studies show they tend to lose reading gains from the previous school year.

STEM Internships—Working with the U of A, Pima Community College, Pima JTED, school districts, and the business community to increase the number of STEM internships, bridging the gap between school and work and retaining graduates for Tucson’s quality, high-tech workforce.



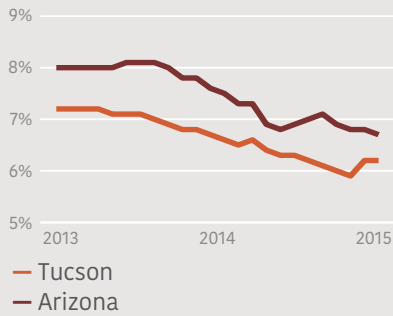
1,140 dropouts per year
\$435 million lifetime economic loss



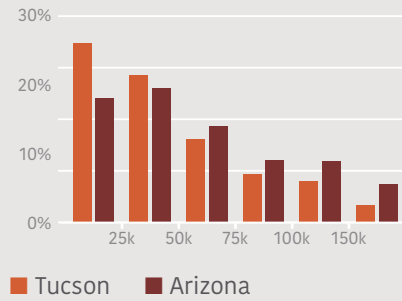
13,410 disconnected youth
\$8.5 billion lifetime economic loss

ECONOMIC LOSS BY RACE/ETHNICITY	White		Black		Hispanic	
	Male	Female	Male	Female	Male	Female
Lifetime loss per dropout	\$381,500	\$330,000	\$246,100	\$140,800	\$407,900	\$300,200
Lifetime loss per disconnected youth	\$710,000	\$580,300	\$789,100	\$675,600	\$610,800	\$558,200

Unemployment Rate



Household Income

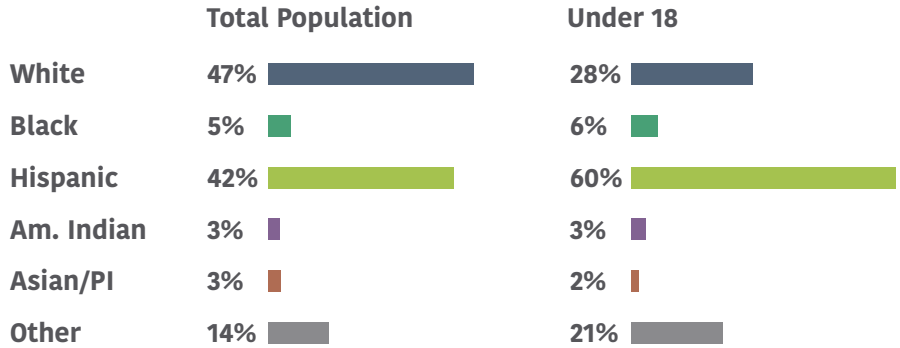


ECONOMIC INDICATORS

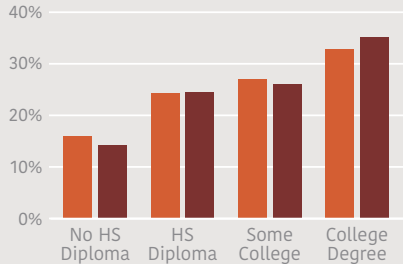
Education and the economy are closely intertwined subjects. In order to address educational challenges it is necessary to understand the economic context within which students, families and schools operate, while a well-educated population enjoys higher employment and incomes.

DEMOGRAPHICS

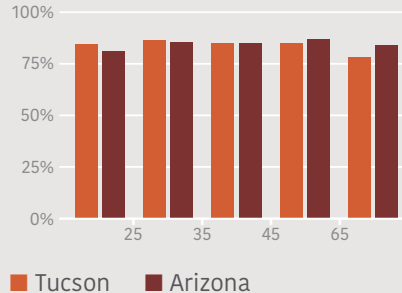
All across Arizona the demographic picture is changing rapidly. Comparing the racial/ethnic composition of the youth population with that of the city as a whole illustrates the pattern of these demographic shifts and the growth of the Hispanic population in particular.



Education Attainment



HS Completion by Age



EDUCATION RATES

Cities included in the profiles have a large amount of variation in the rates of education for their adult population. Educational outcomes for students are strongly associated with the education levels of their families and, to an extent, their communities.

AIMS READING PROFICIENCY BY RACE/ETHNICITY

All		White		Black		Hispanic	
3 rd grade	8 th grade	3 rd grade	8 th grade	3 rd grade	8 th grade	3 rd grade	8 th grade
72%	65%	75%	72%	57%	45%	68%	56%

The Arizona Mayors Education Roundtable brings together mayors across the state to share data, promising practices and strategies to boost students' educational and career success. azmayors.org



Sources: Arizona Department of Administration Local Area Unemployment Statistics, Seasonally Adjusted Tables, Updated January 22, 2015; US Census Bureau 2009-13 American Community Survey 5-Year Estimates; Arizona Department of Education Report Cards, azreportcards.com