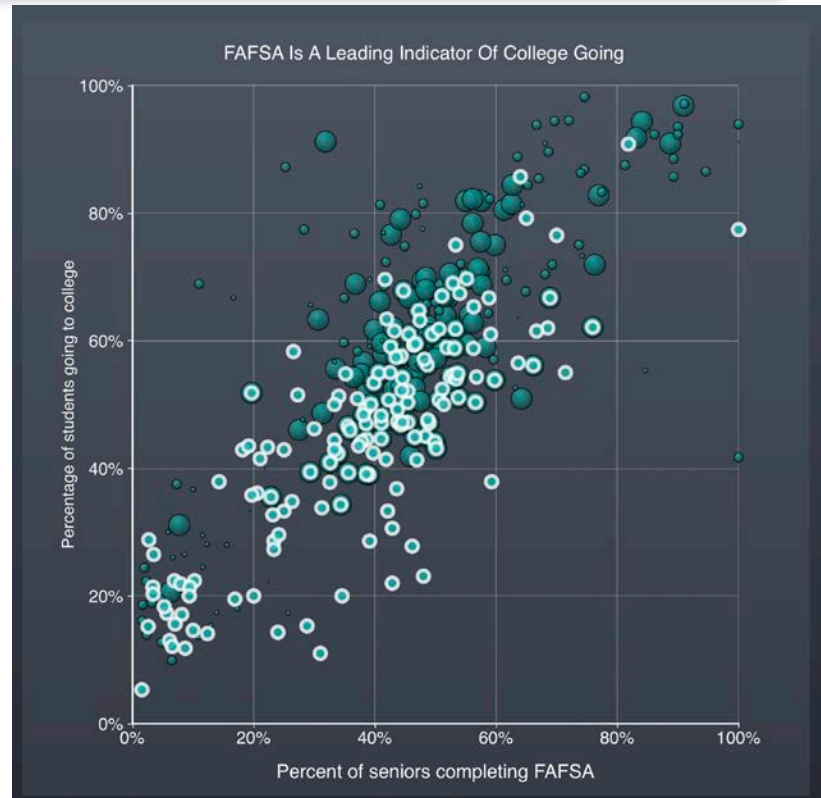
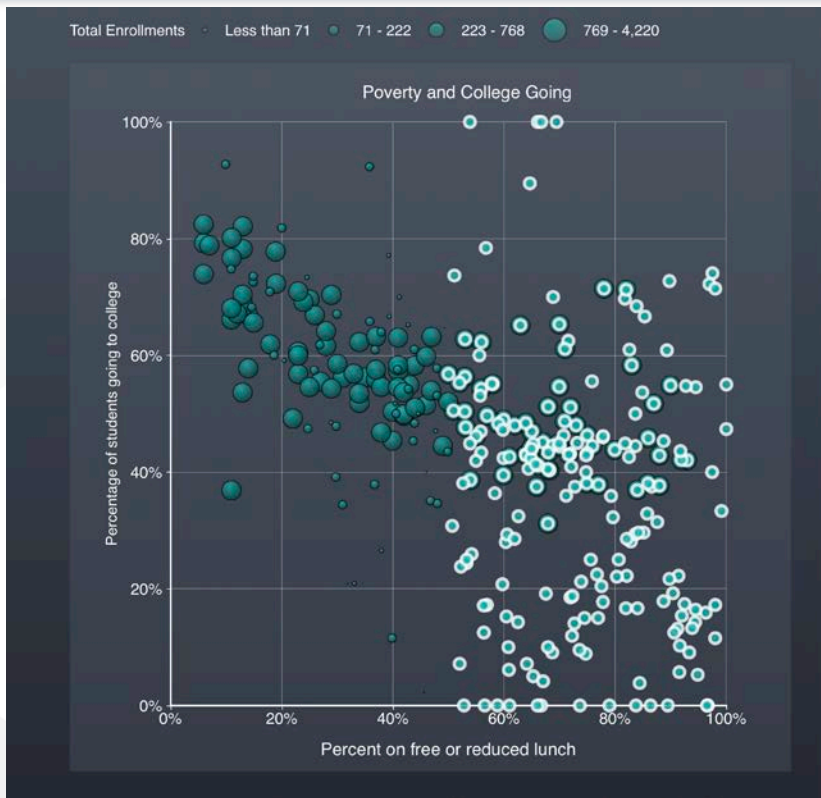




# What Data Tells Us About College Going and Increasing FAFSA Completion in Arizona: A Playbook for Success

Dr. Paul Perrault, Senior Vice President, Helios Education Foundation  
Arizona Mayors Education Roundtable  
Spring Convening  
May 4, 2021

# Understanding the Relationship Between FAFSA Completion and College Going



# Understanding the Opportunities



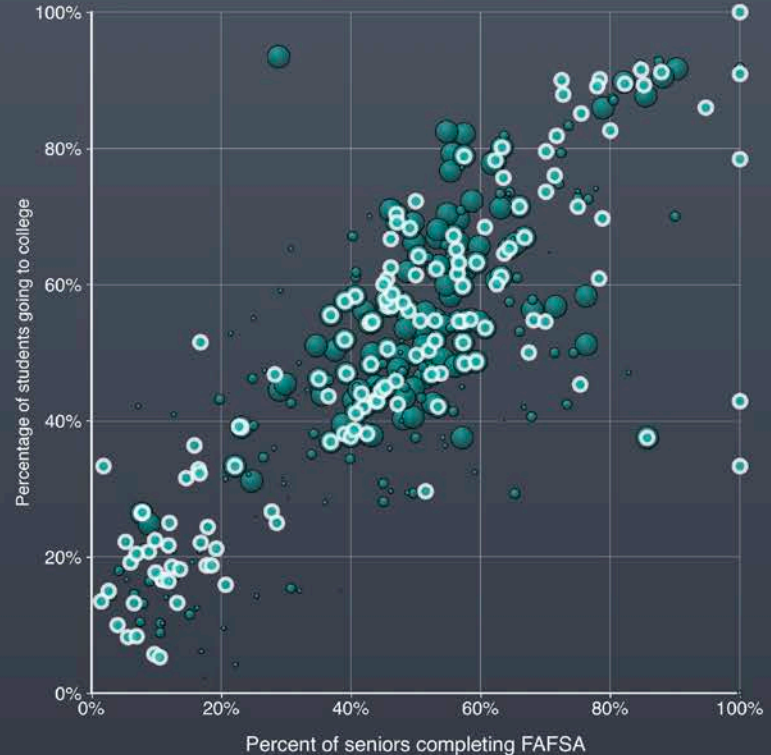
Total Enrollments

- Less than 71
- 71 - 222
- 223 - 768
- 769 - 4,220

### Poverty and College Going



### FAFSA Is A Leading Indicator Of College Going



# Understanding the Opportunities



Current College Going Rate: 49%

If you increased college-going rate 10% over 4 years:

Increase in Lifetime Learnings for Selected School Areas: \$1,175,845,118

Increase in Funding for Local Governments: \$386,124,076



# College Knowing and Going



- Partner school districts further honed their use of data to inform strategies to support student success.
- More than 202,000 students took the ACT College Entrance Exam.
- FAFSA completion rates at CKG schools increased by 10 percent.
- Postsecondary enrollment rates at CKG schools increased by 4 percent.
- The ACT has been included as part of the menu of assessments.
- College and career readiness and FAFSA completion rates have been integrated into the statewide A-F accountability formulas.



## Key Elements of the Program:

### District and School Support for:

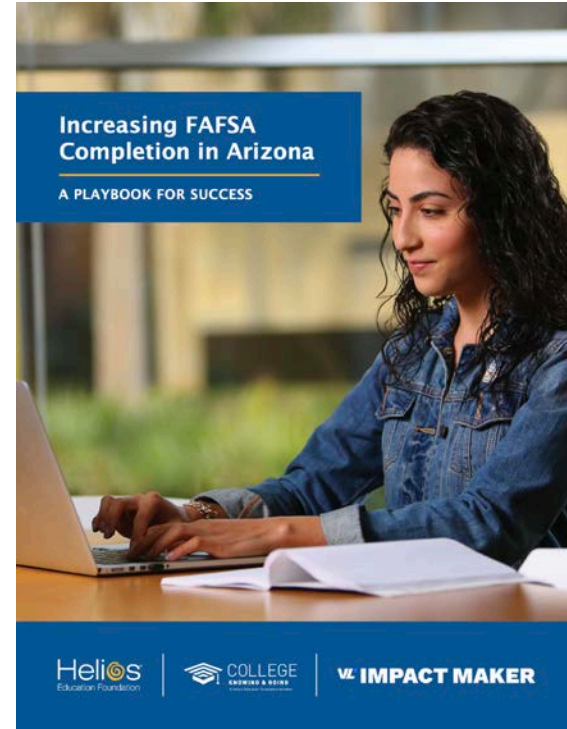
- FAFSA Completion
- ECAP Planning
- College Applications
- ACT Examination Fees

New Pilot: College Readiness Teams

# FAFSA Playbook



- Have a Goal
- Plan Events
- Provide Incentives
- Have a Deadline
- Get the Community Involved
- Participate in Professional Training



# Questions

WE BELIEVE

COMMUNITY • EQUITY • INVESTMENT • PARTNERSHIP