

Creating A Stronger and Brighter Future for Arizona

Dr. Amanda Burke, Executive Vice President, CFA

Arizona Mayors Education Roundtable

October 18, 2024

CENTER
FOR THE FUTURE OF
ARIZONA



Our Mission

Bringing Arizonans together to create a stronger and brighter future for our state.



The Arizona We Want

is a shared vision of success around what matters most to Arizonans that expresses their highest aspirations and hopes for the future.

CFA's Work to Realize The Arizona We Want





We **listen** to Arizonans to learn what matters most, **share** trusted data about how Arizona is doing in those priority areas, **bring critical issues to public attention**, and **work with communities and leaders** to solve public problems.



CFA Survey Research & Reports

Identifying Shared Priorities of Arizonans

Rigorous Survey Research


Gallup Arizona Project: arizonafuture.org/2020gallup

- Decennial Gallup Arizona Survey is one of the most comprehensive and representative surveys of its kind



Arizona Voters' Agenda: arizonafuture.org/ava

- Surveys of voters during election cycles



Immense Opportunity

Arizonans Agree on 7 Shared Public Values

Defined as where there is 70% or more support as most important to the future of Arizona – across geography, income, education level, political affiliation, and race or ethnicity

1. **Education**
2. **Health & Well-Being**
3. **Jobs and Economic Opportunity**
4. **Environment & Sustainable Future**
5. **Civic Engagement & Leadership**
6. **Immigration Reform**
7. **Fair, Just & Equitable Systems**





The Arizona Voters' Agenda Initiative

Centering the priorities of voters in elections

Achieving The Arizona We Want: The Arizona Voters' Agenda

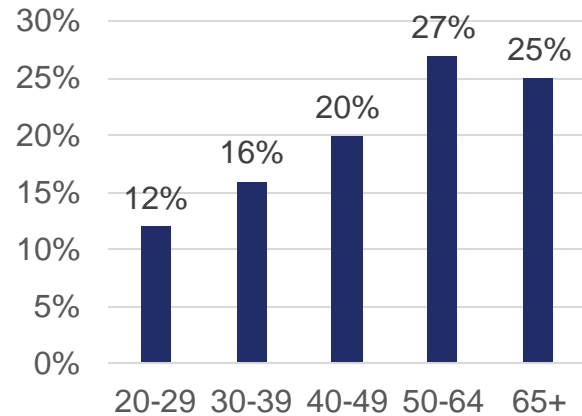
- Builds on CFA's longstanding research efforts to identify what matters most to Arizonans
- Puts the voices of likely Arizona voters in the forefront and brings visibility to what Arizonans agree on and care about for our state
- Insights for candidates and media to focus on Arizonans' shared priorities
- Counter the political narrative of division with what the majority of likely voters really care about
- Help build a positive, data-driven agenda for Arizona that focuses on outcomes desired by Arizonans

About the Arizona Voters' Agenda Surveys

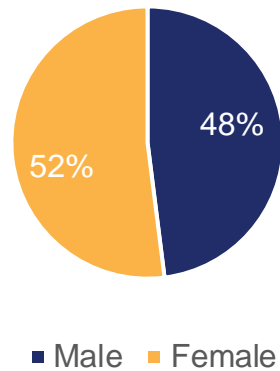
- Developed from TWO surveys each election cycle: in the spring before the Primary and in the fall before the General Election
- Conducted by Arizona-based firm HighGround Public Affairs
- Each survey samples 500 likely voters ages 18 and older, reflecting the makeup of the statewide electorate
- Conduct phone surveys in English and Spanish
- Partisan advantage +4% GOP. Margin of error $\pm 4.3\%$. Percentages may not total 100 due to rounding.

2024 Likely General Election Balanced for Turnout

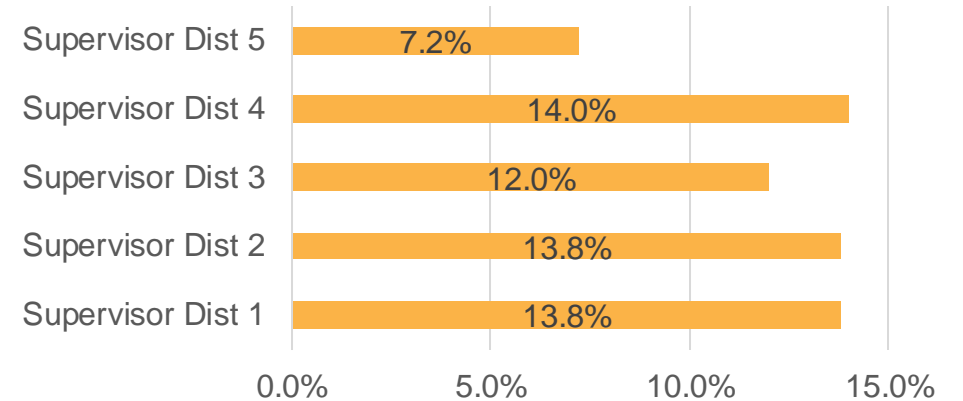
Age Group



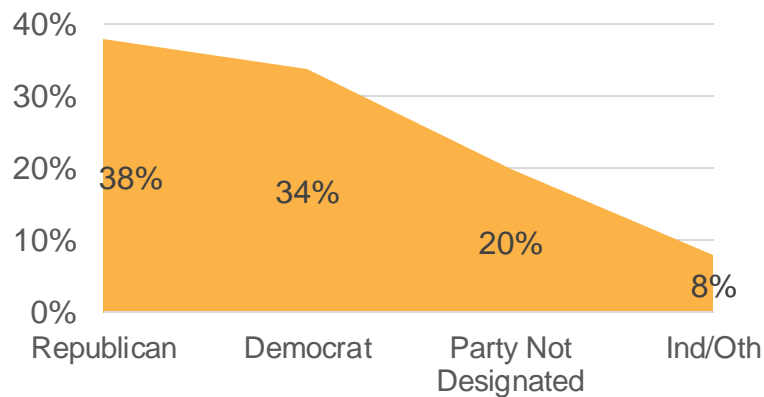
Sex



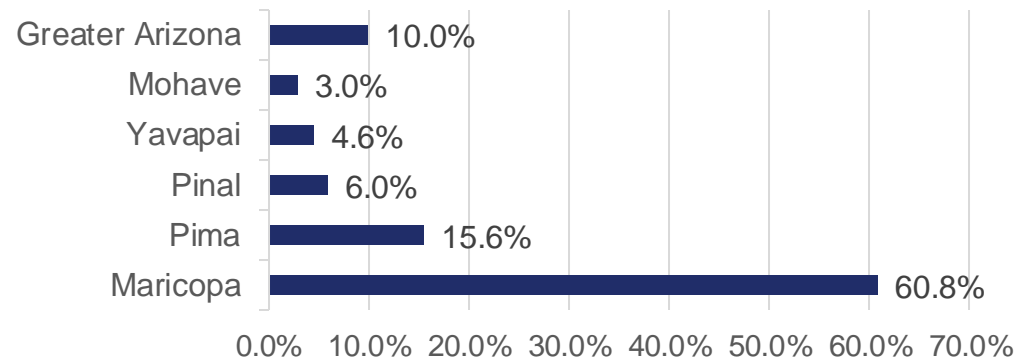
Maricopa County



Political Affiliation



Region



The Arizona Voters' Agenda is Built on Where Voters Agree

Policy Items and Value Statements must meet or surpass a high threshold of agreement, defined by the following criteria, in order to be included on the Arizona Voters' Agenda:

50%

Strong agreement

All Voters

&

50%

Strong and somewhat
agreement


Every Political Affiliation and Age Group

What We've Learned from the 2024 Arizona Voters' Agenda

Voter Outlook, Insights, Policy Items and
Value Statements – Combined Survey
Results

**Arizona Voters Want
Leadership and Solutions**

Voters Continue to Prefer Candidates with Positions and Plans



When it comes to selecting a candidate to vote for, which of the following is the top factor that helps you to make your decision?



43% Position on the issues



22% Has clear plans or solutions

- 11% Ideology
- 10% Trust
- 7% Party registration
- 2% Personal appeal
- 2% Don't Know
- <1% Race, Creed, or Gender

New – Fall Survey

Collaboration Over Conflict: Concerns About Divisiveness in Politics



Are you concerned about the divisiveness and partisanship in current politics?

91% Total Slightly to Very Concerned

9% Total Not Concerned

New – Fall Survey

Collaboration Over Conflict: Preference for Working Across the Aisle



Which statement regarding candidates for office most closely matches you?



Voter A prefers candidates who are committed to their principles and will fight for what they believe is right and refuse to compromise.

29%



Voter B prefers candidates who are willing to compromise and work across the aisle to find bipartisan solutions to complex problems.

62%

Majority Says Leaders Don't Represent Their Interests



Do you believe that your elected state leaders represent your interests?



56% Total No or Don't Know



44% Total Yes

New – Fall Survey

Where Arizona Voters Agree and Want Action

2024 Arizona Voters' Agenda

Education

Spring & Fall Surveys

Majority Aspires to Be Among Top Performers Nationally



When it comes to the performance of Arizona's K-12 education system, where should Arizona be nationally?

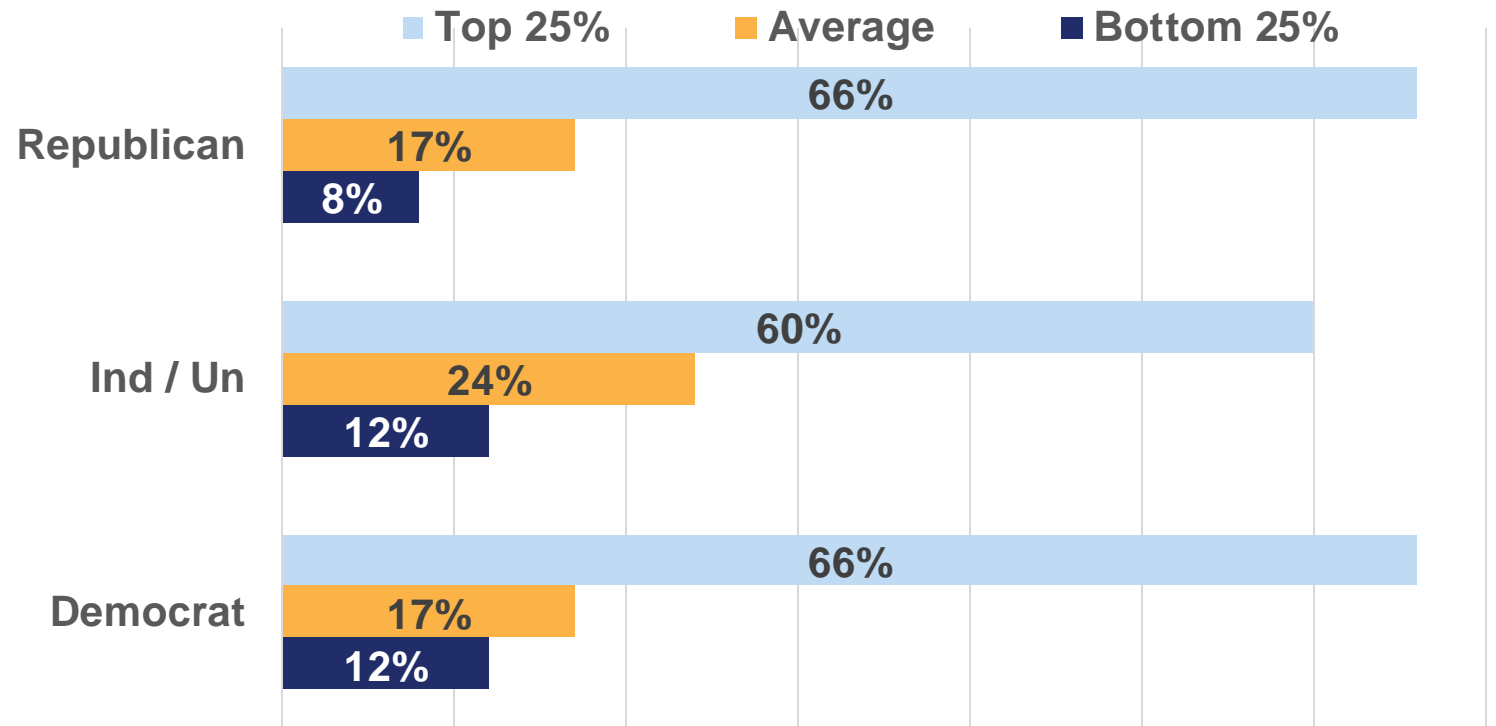
All Voters:

64% Top 25%

19% National Average

11% Bottom 25%

6% Don't Know



Majority Aspires to Be Among Top Performers Nationally



When it comes to the performance of Arizona's K-12 education system, where should Arizona be nationally?

64% Top 25%

19% National Average

11% Bottom 25%

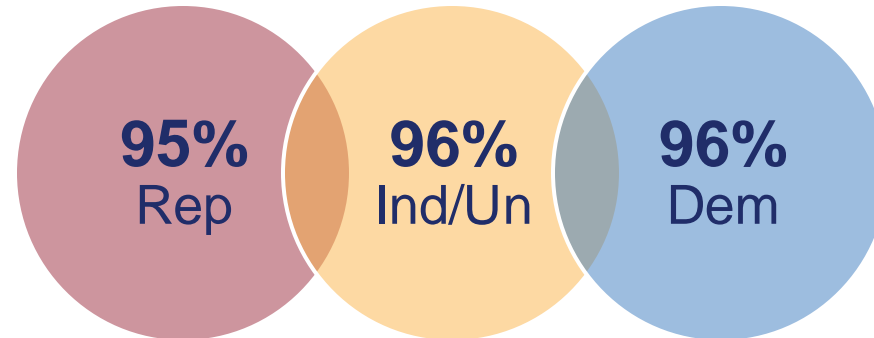
6% Don't Know

Quality Education for Every Child Regardless of Background



Support for the following statement: Every school should have the resources necessary to deliver quality education that prepares every child for the future, no matter their skin color, background, or zip code.

96%
All Voters



K-12 Education: Invest, Don't Cut



79%
All Voters

Support for increasing funding for K-12 public education.



87%
All Voters

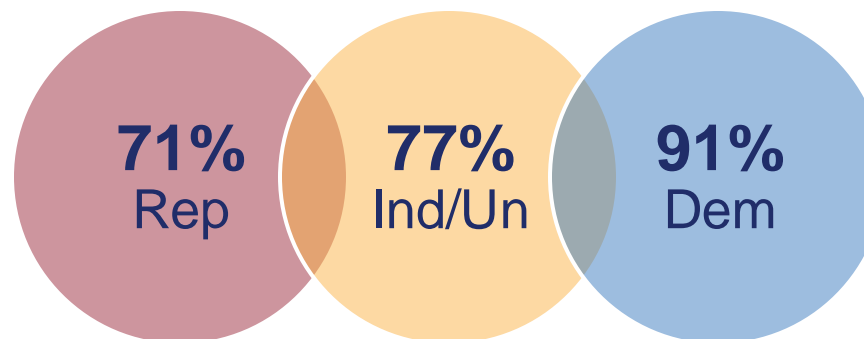
Oppose making cuts to K-12 education to balance the state budget.

Transparency & Accountability for Private Schools Accepting State Funds Through ESAs/Vouchers



Support for the following statement: Private schools that receive state funding should be held to the same standards as public schools when it comes to financial reporting requirements, academic reporting requirements and employment standards

80%
All Voters

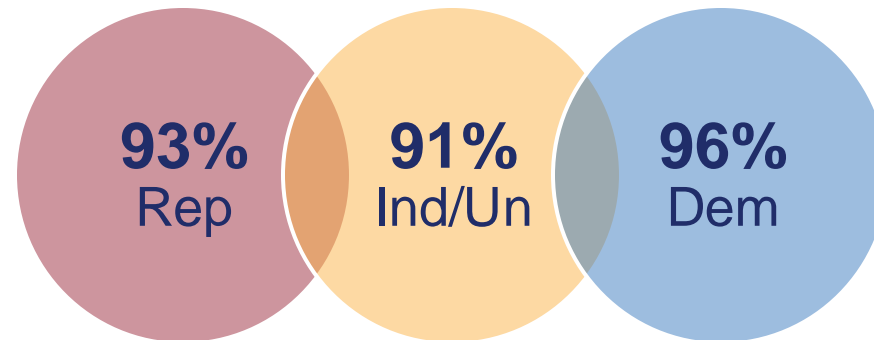


Arizona Voters Focused on the Importance of Reading



Ensure teachers are trained in the most effective approaches to teaching reading.

94%
All Voters

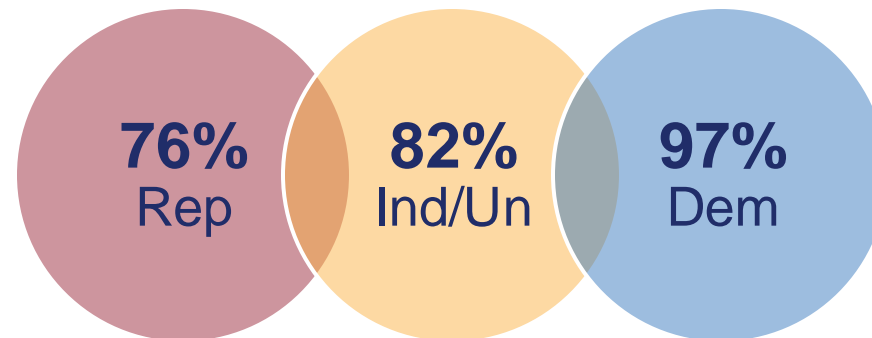


Loud and Clear: More Students Need to Pursue Education & Training Beyond High School



Support for the following statement: Currently, less than half of Arizona students enroll in any form of post-secondary education after high school. Arizona needs to increase the number of students who pursue and complete education or training beyond high school (including university, community college or technical/trade school).

85%
All Voters



Support for Actions to Increase Education & Training Beyond High School



93%

All Voters

Ensure every student can access dual enrollment or other early college opportunities to earn college credit while in high school.

77%

All Voters

Increase need-based state financial aid to encourage more students to enroll in Arizona's public universities and community colleges after high school.

Cuts to Need-Based Higher Ed Financial Aid: Wrong Direction for Arizona



In the last budget, the State of Arizona made cuts to its first and only need-based higher education financial aid program. Is this the right direction or wrong direction for Arizona?

66%

All Voters



Wrong Direction

State Investments in Public Higher Ed Are a Priority to Achieving Postsecondary Attainment



Support for the following statement: Our public universities and community colleges are critical to ensuring Arizona's success now and in the future. State investments in public higher education should be a priority.

79%


All Voters

2024 Arizona Voters' Agenda

Taxes, State Spending & Long-Term Planning

Spring & Fall Surveys

Voters Do Not Believe Arizona is Prepared for Future Growth



How confident are you that Arizona is prepared for future growth?



Voters Want to Prepare Arizona for Growth



Support for the following statement: Arizona is expected to reach 8 million residents by 2030 and 9 million by 2040. It will take higher levels of planning and preparedness to ensure we have the resources and infrastructure to support that growth and maintain our high quality of life.

87%

All Voters

Voters Want Long-Term Budget Planning for the Future



Support for the following statement: Arizona's short-term budget planning creates a lot of uncertainty – often alternating between budget shortfalls and cuts one year and surpluses and spending the next.

For Arizona to live up to its potential as a great place to live, we need a long-term investment strategy based on stable revenue and better planning.

88%

All Voters

Views on Current Taxes



In general, would you say that the taxes you pay in Arizona too low, too high, or just about right?

55% Just About Right

34% Too High

8% Too Low

3% Don't Know

All Voters

Views on Taxes



Less than one-third of voters believe “We are investing our tax dollars in the right things.”

29%

All Voters

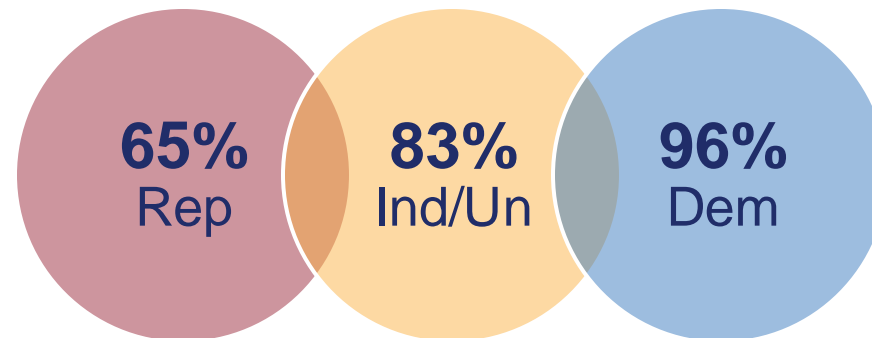
Strongly or Somewhat Agree

Explore Expanding Revenue Sources



Support for the following statement shows a general interest in exploring additional revenue: Beyond income taxes, there are other sources of potential revenue for things important to Arizonans, like education, infrastructure investments, and other items. We need to examine ways to expand revenue sources to support the state's long-term growth and success.

81%
All Voters



Support for Investment in Transportation Infrastructure



Support for the following statement: A robust transportation infrastructure system, including investments in our freeways, streets, and transit throughout the State of Arizona, is critical to moving people, goods, and services throughout the state and essential to our long-term economic success.

90%

All Voters

Support for More Investment in Childcare Assistance



Support for the following statement: Arizona families are struggling to find affordable and reliable childcare. Without dependable access to childcare, caregivers may miss work or leave the workforce altogether. Arizona should invest more in childcare assistance programs for qualifying families.





77%

All Voters

Big Questions for Arizona's Future

Big Questions for Arizona's Future

The Arizona Voters' Agenda points to important questions for leaders and candidates to address:

 EDUCATION	 STATE SPENDING	 IMMIGRATION	 HOUSING
<p>How will you increase investments in K-12 funding as Arizona faces a budget deficit?</p>	<p>Voters strongly believe Arizona needs higher levels of planning and preparedness to ensure we have the resources and infrastructure to support projected growth and maintain a high quality of life. How are you planning to prepare for growth?</p>	<p>How do you define a functioning border for commerce and immigration?</p>	<p>How will you ensure that state and local governments take a more active role in addressing homelessness?</p>
<p>How will you ensure that private schools receiving ESA/voucher state dollars will be held equally accountable to financial and performance requirements and employment standards as public schools?</p>	<p>Arizona has to balance its budget. Voters want to invest in infrastructure and childcare programs and don't want to cut education, healthcare, or public safety. What do you think the state should do about the projected deficit?</p>	<p>Arizonans want progress on immigration. Understanding that immigration policy is not solely determined at the state level, what actions will you advocate for at the federal level?</p>	<p>What measures will you propose to encourage the development of housing that is affordable, given the state's budget constraints?</p>
<p>What should Arizona do to ensure every school has the resources needed to deliver quality education that prepares every child for the future?</p>			

More at arizonafuture.org/ava

What Didn't Make the Arizona Voters' Agenda?

What Didn't Make the Arizona Voters' Agenda?

The surveys cover a wide array of issues and topics, and the issues that did NOT reach the level of support to be included provide insight into what to focus on instead.

WHERE VOTERS DO NOT REACH CONSENSUS

The appropriate funding level of the ESA/voucher program



Restricting the use of school restrooms and locker rooms by transgender students



Easing restrictions and regulations on affordable housing and multi-family developments



How to balance the budget and how to fund priorities



WHERE VOTERS AGREE

Ensuring accountability for private schools receiving state funding from ESAs/vouchers

Ensuring all teachers are trained in the most effective methods for teaching reading

Expanding affordable housing options

Arizona needs a long-term investment strategy based on stable revenue and better planning

The Arizona Progress Meters

Measuring Arizona's Progress and
Mobilizing Data Into Action

The Arizona Progress Meters



Jobs



Education



Young Talent



Health and Well-Being



Natural Resources



Infrastructure

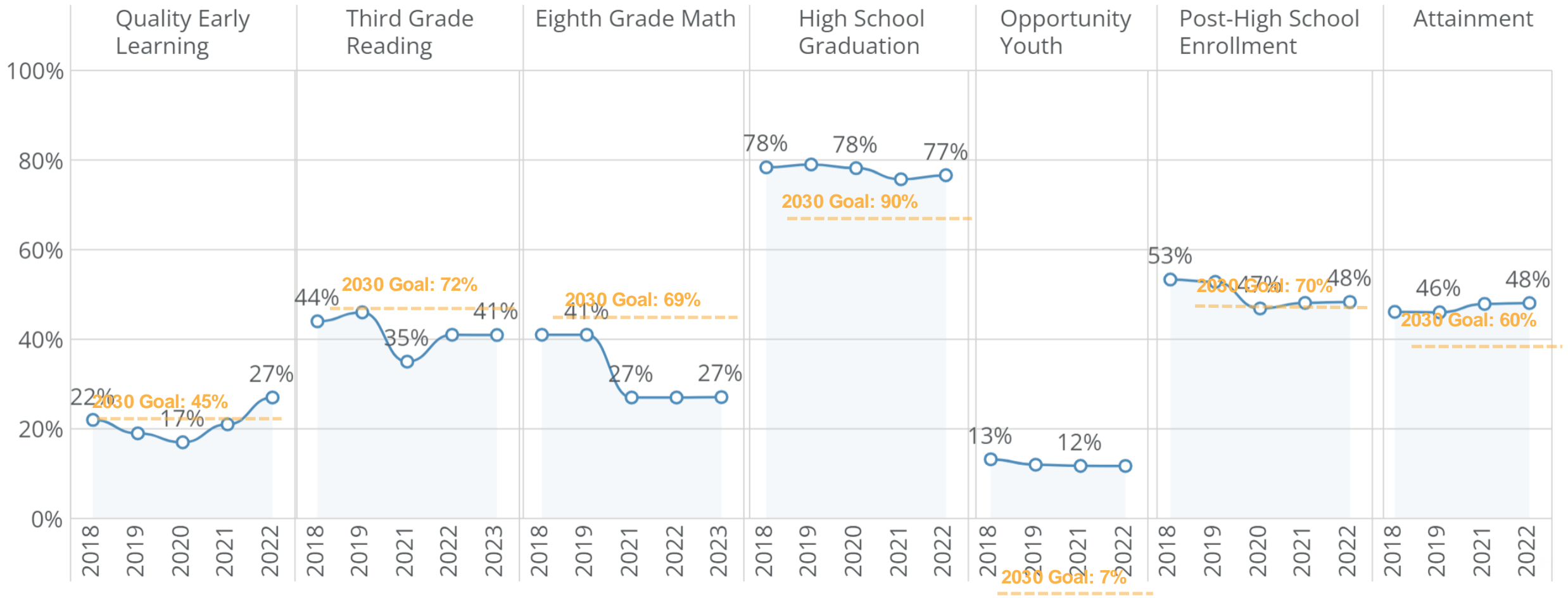


Civic Participation

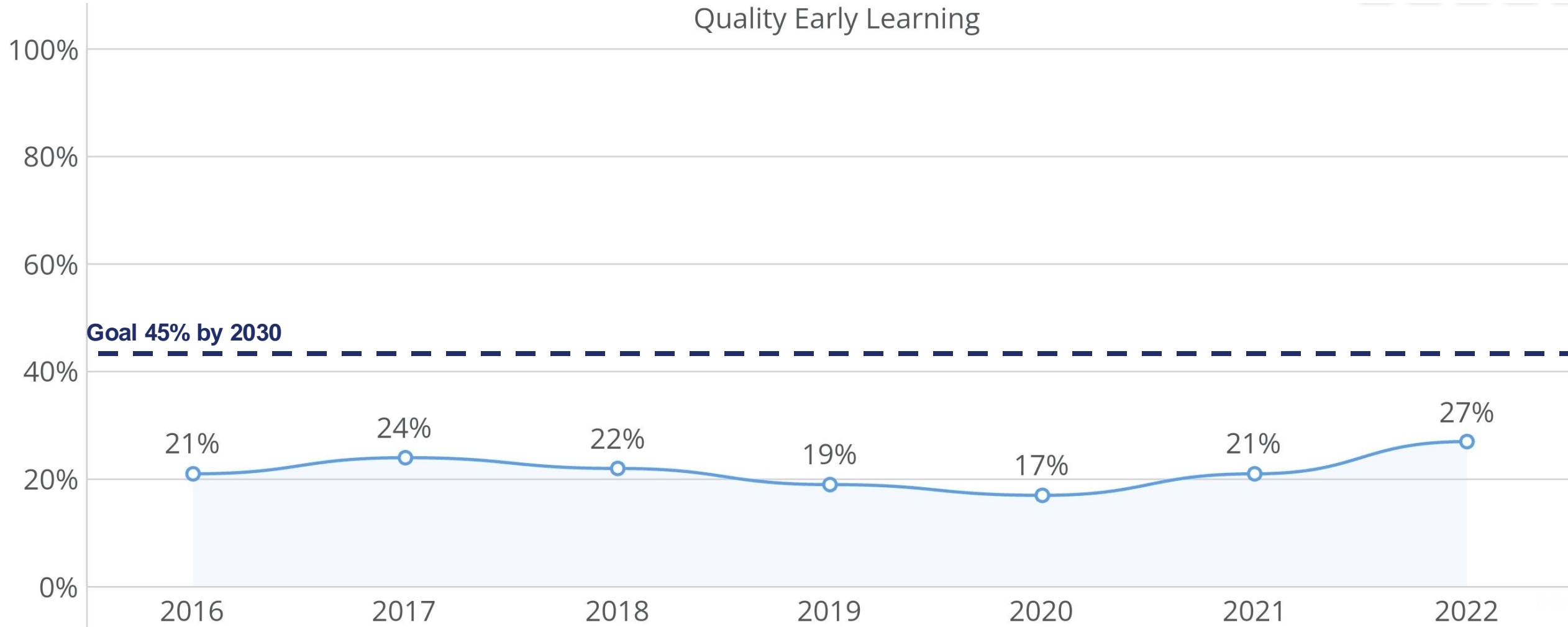


Connected Communities

Arizona Education Progress Meter

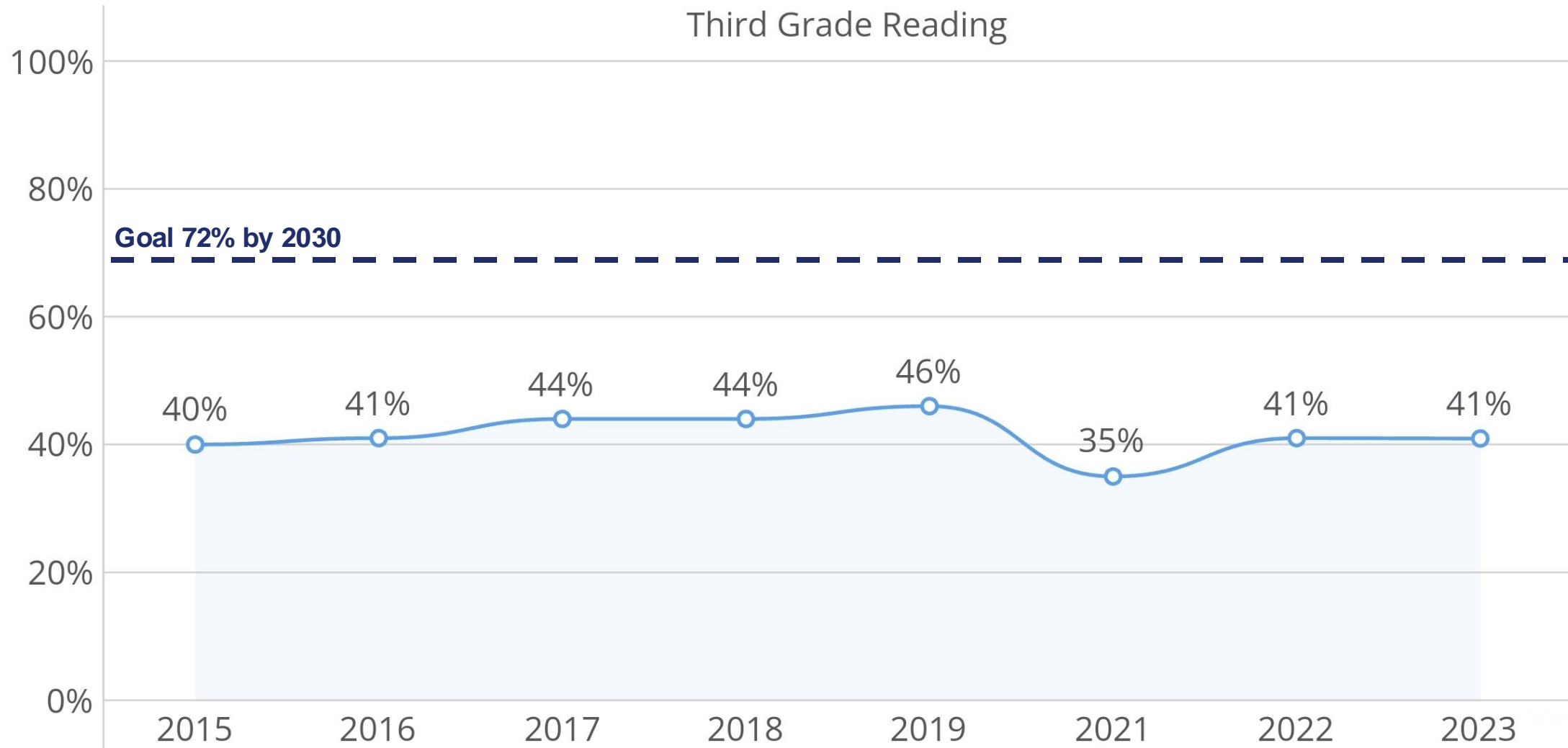


Quality Early Learning: Recent Trends for All Students



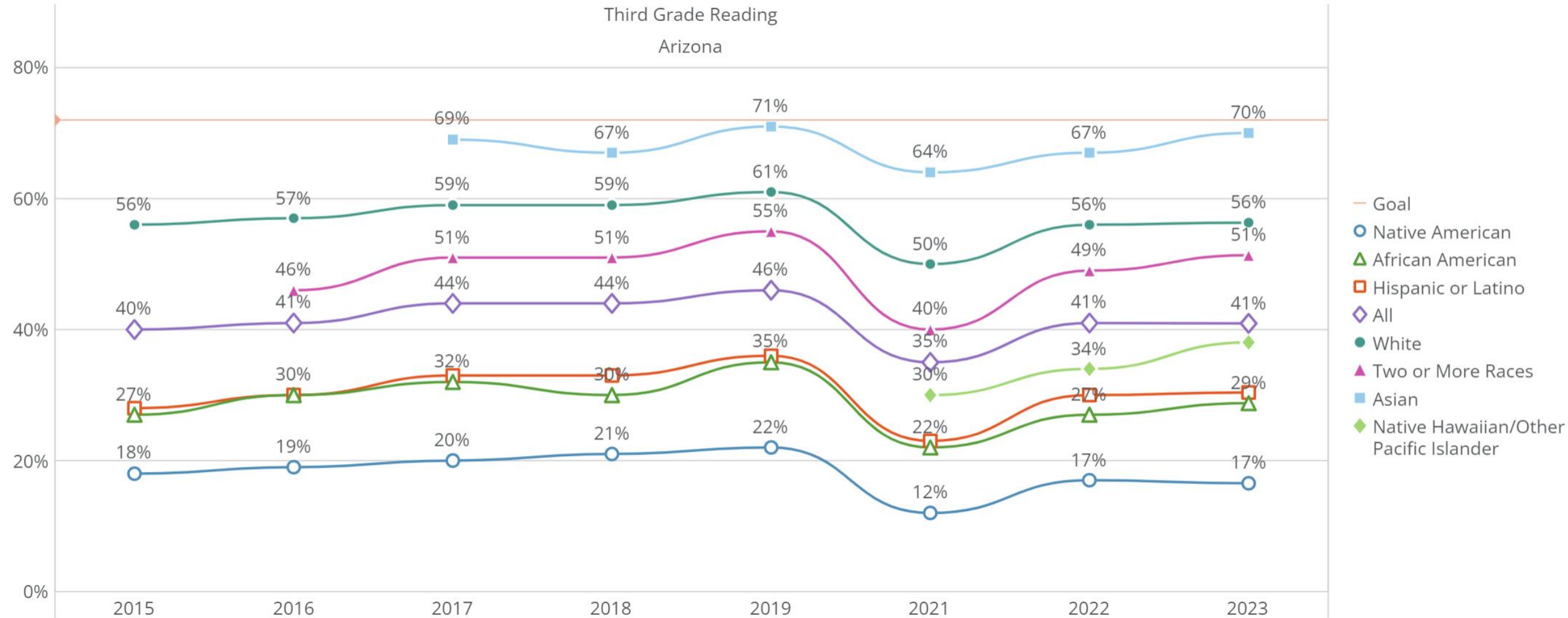
Third Grade Reading: Recent Trends for All Students

Third Grade Reading



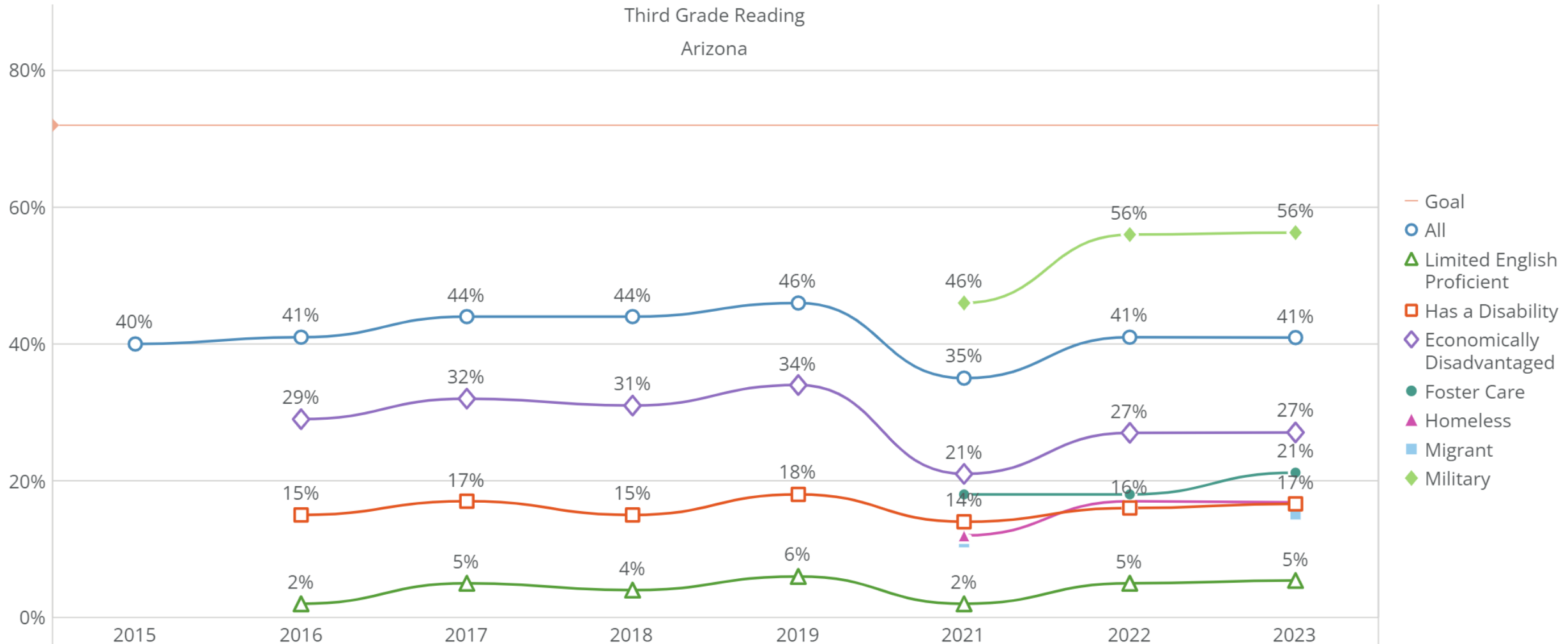
Third Grade Reading: Recent Trends by Race and Ethnicity

Goal 72%



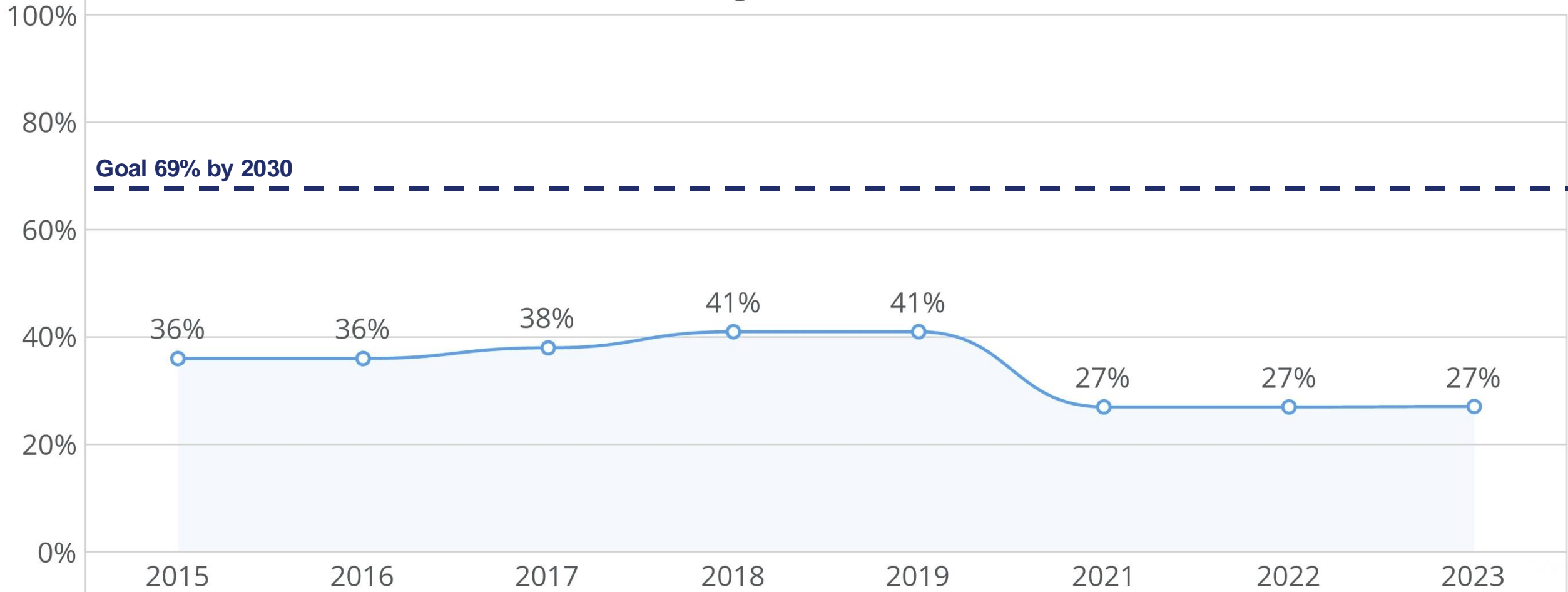
Third Grade Reading: Recent Trends by Student Type

Goal **72%**



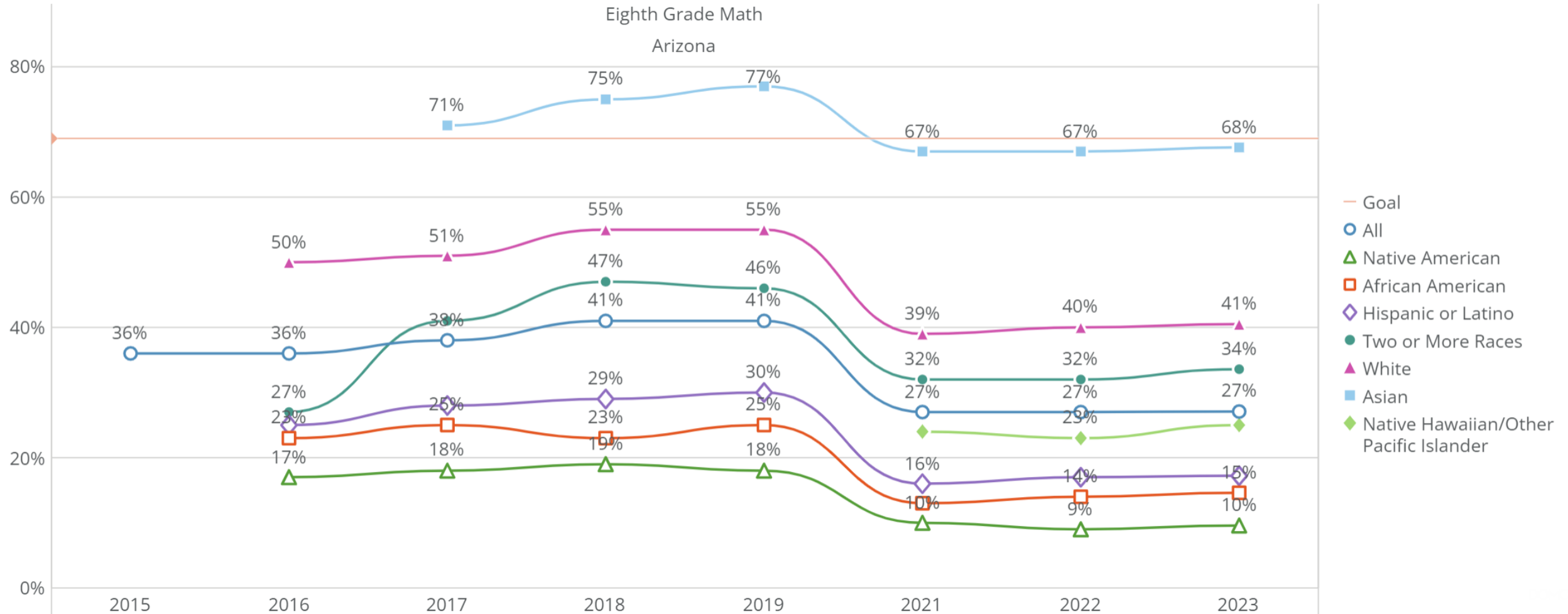
Eighth Grade Math: Recent Trends for All Students

Eighth Grade Math



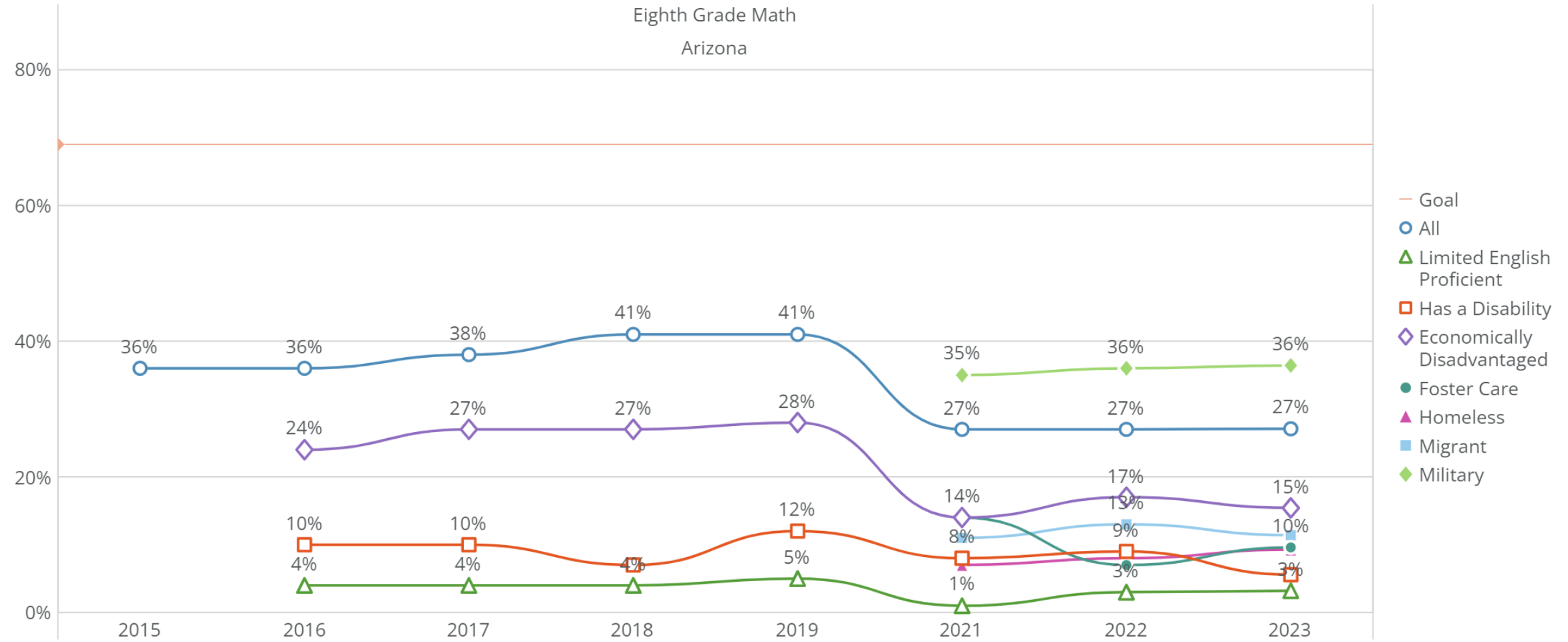
Eighth Grade Math: Recent Trends by Race and Ethnicity

Goal 69%

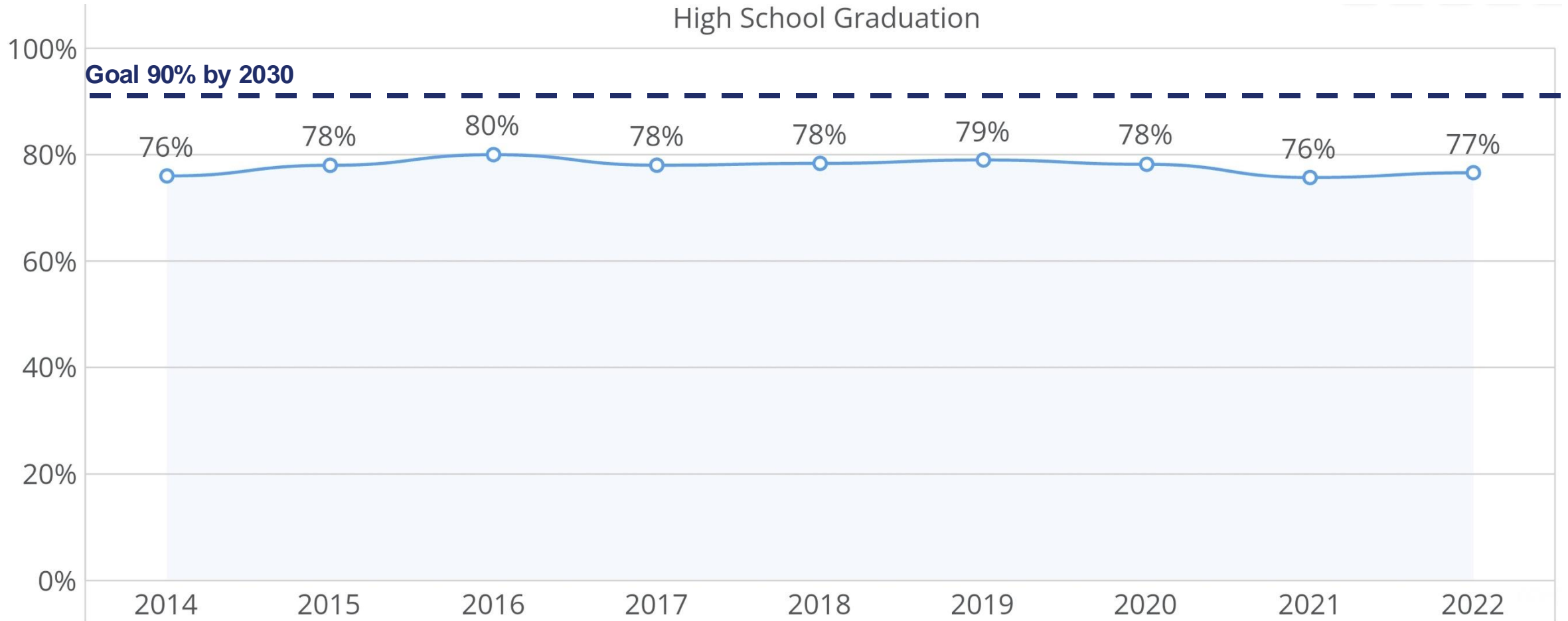


Eighth Grade Math: Recent Trends by Student Type

Goal 69%

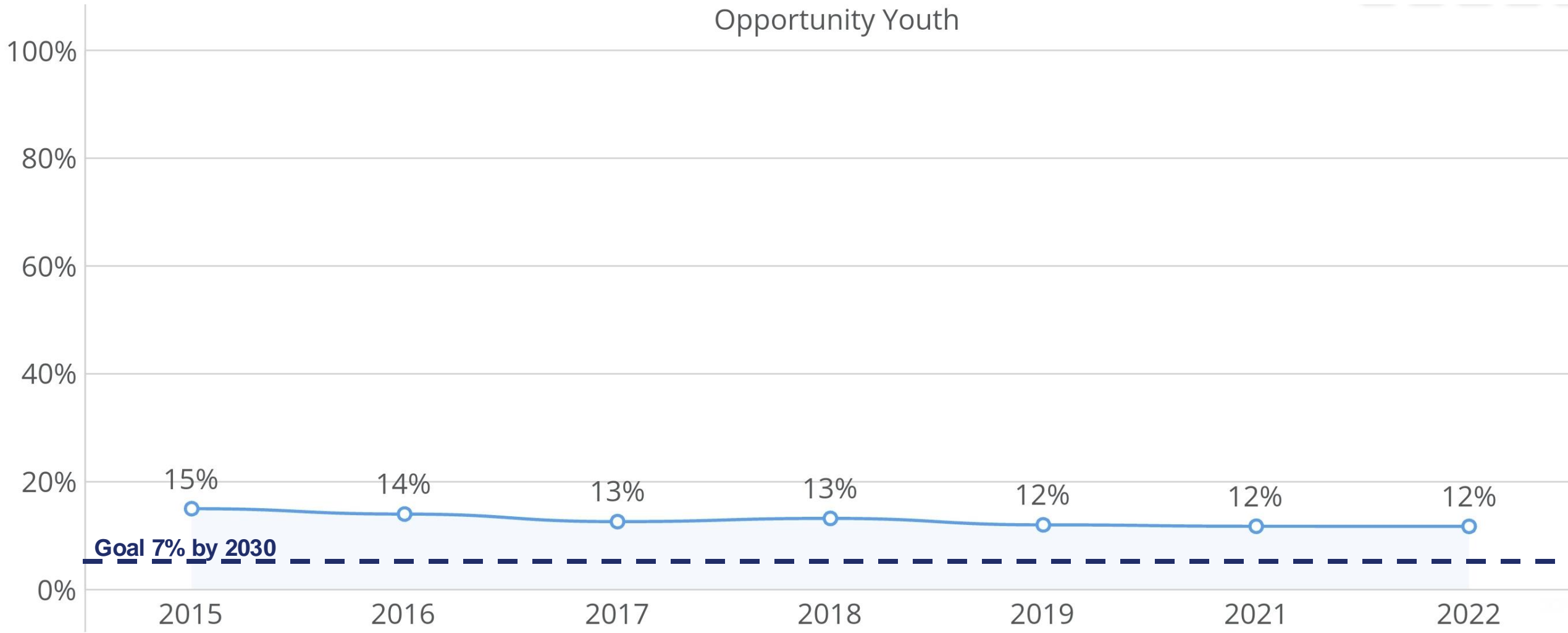


High School Graduation: Recent Trends for All Students



Opportunity Youth: Recent Trends for All Students

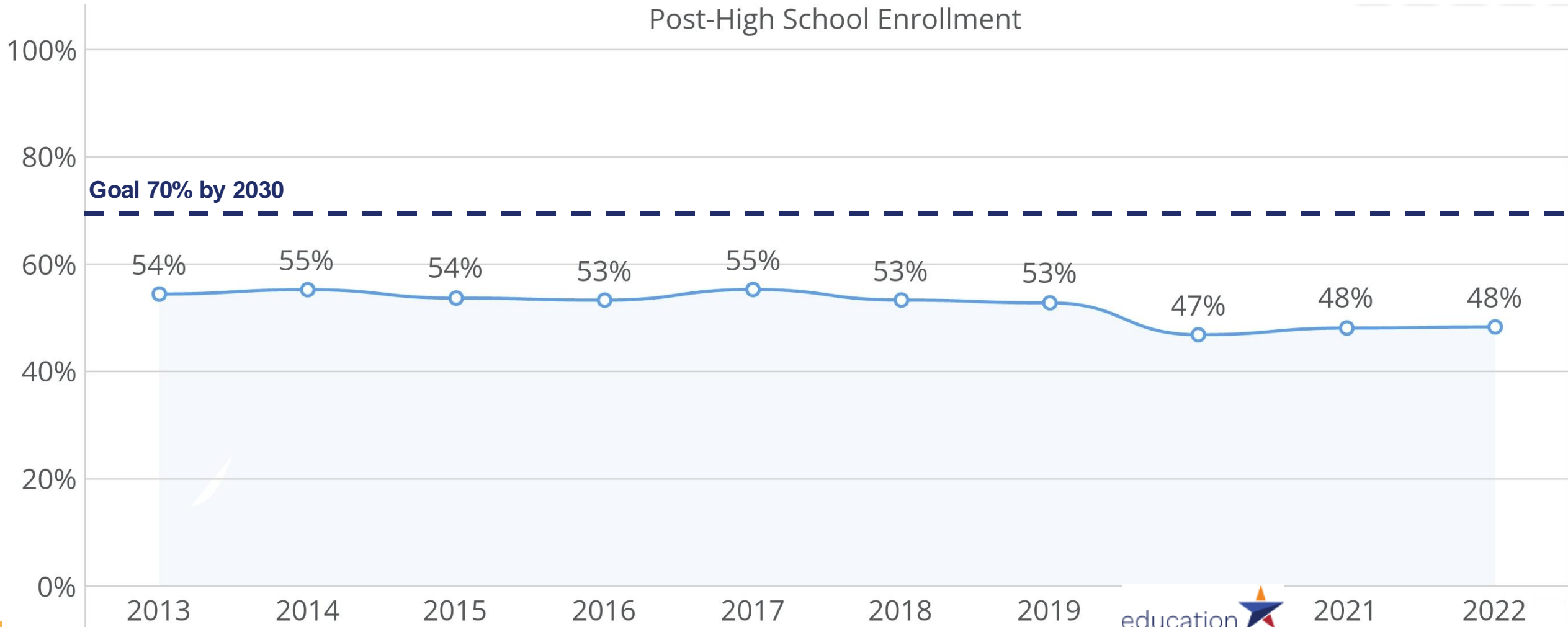
Opportunity Youth



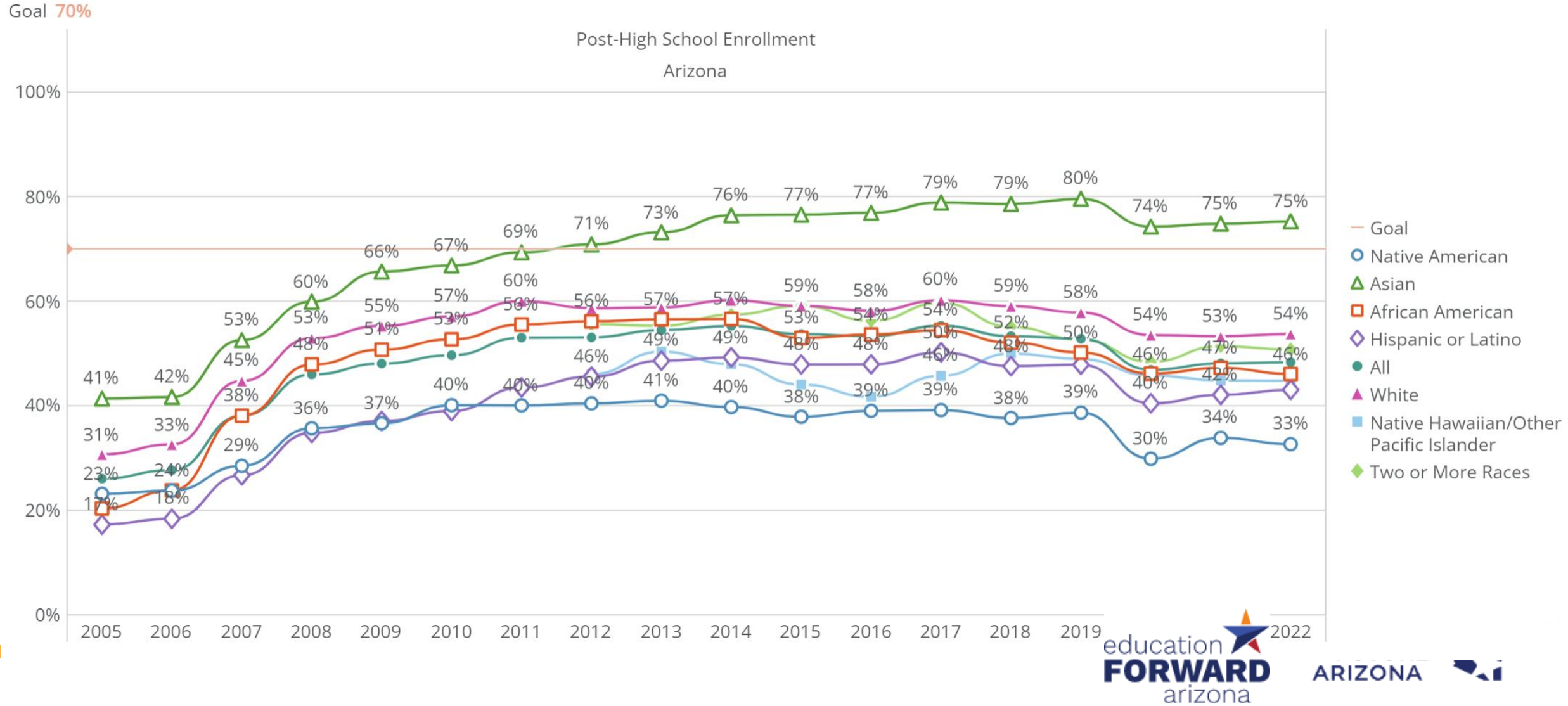
Goal 7% by 2030

Post-High School Enrollment: Recent Trends for All Students

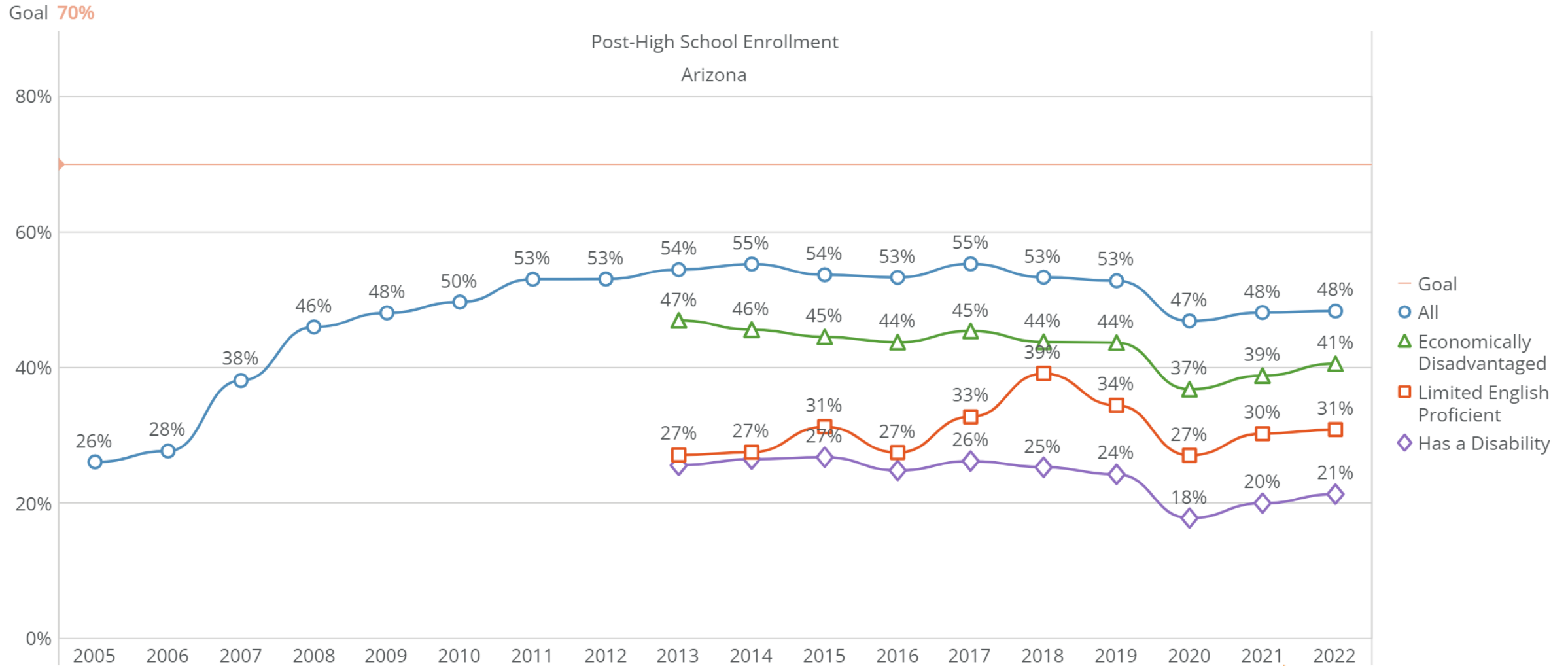
Post-High School Enrollment



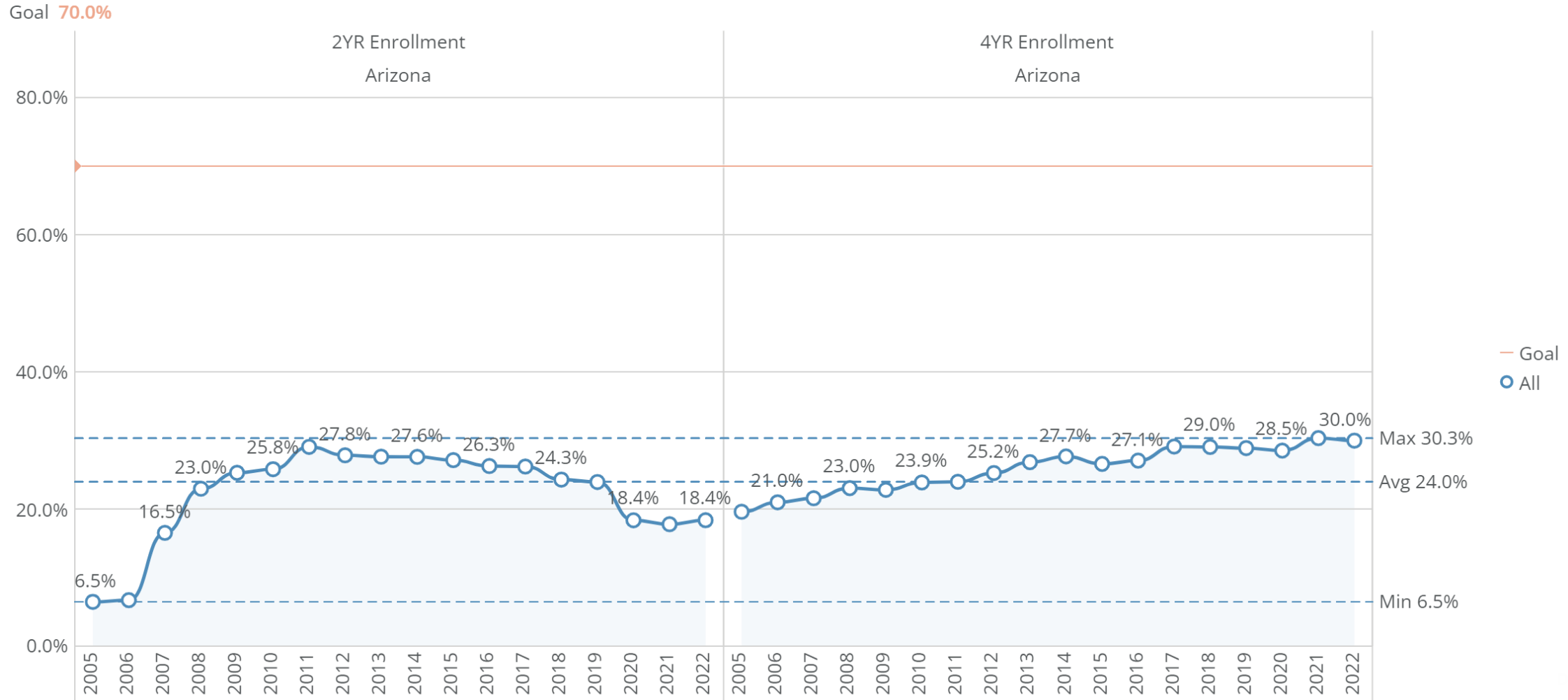
Post-High School Enrollment: Recent Trends by Race and Ethnicity



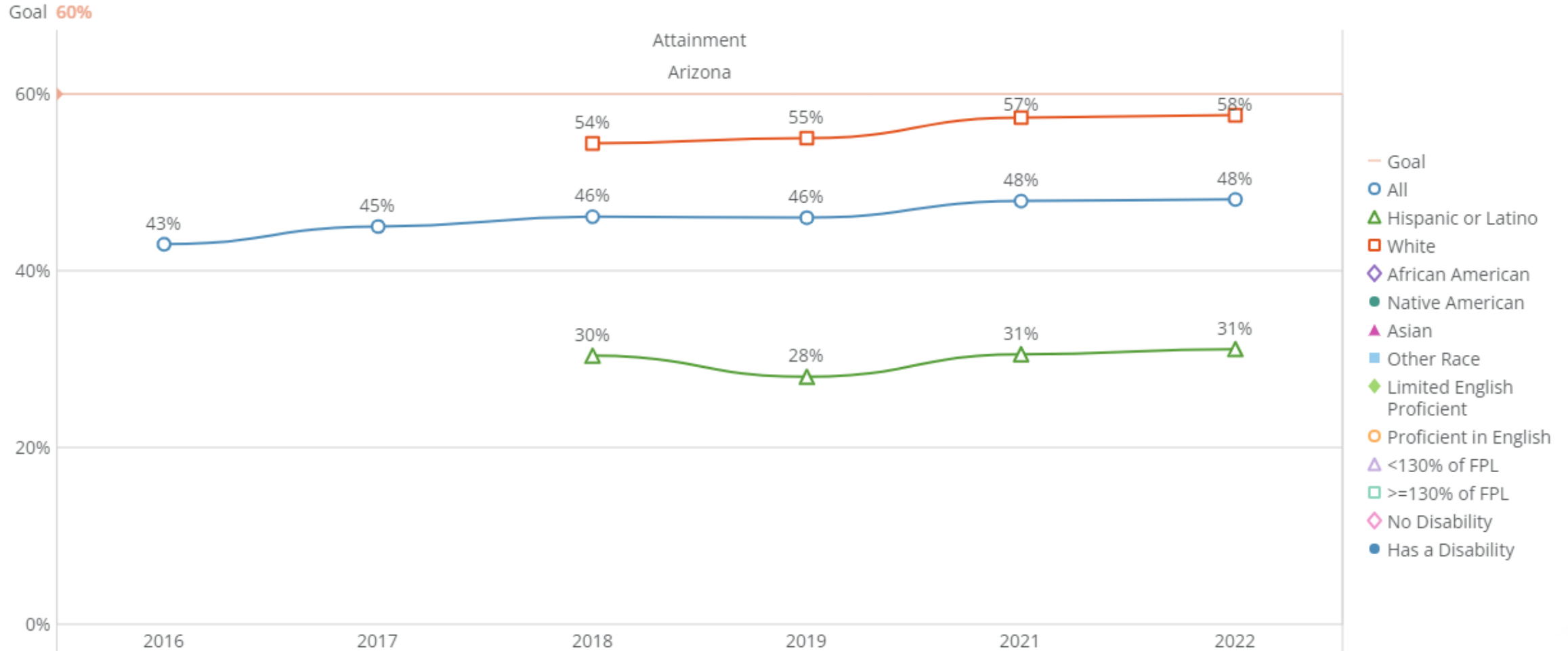
Post-High School Enrollment: Recent Trends by Student Type



Where Arizona Stands Today: Recent 1-year College-Going Rate

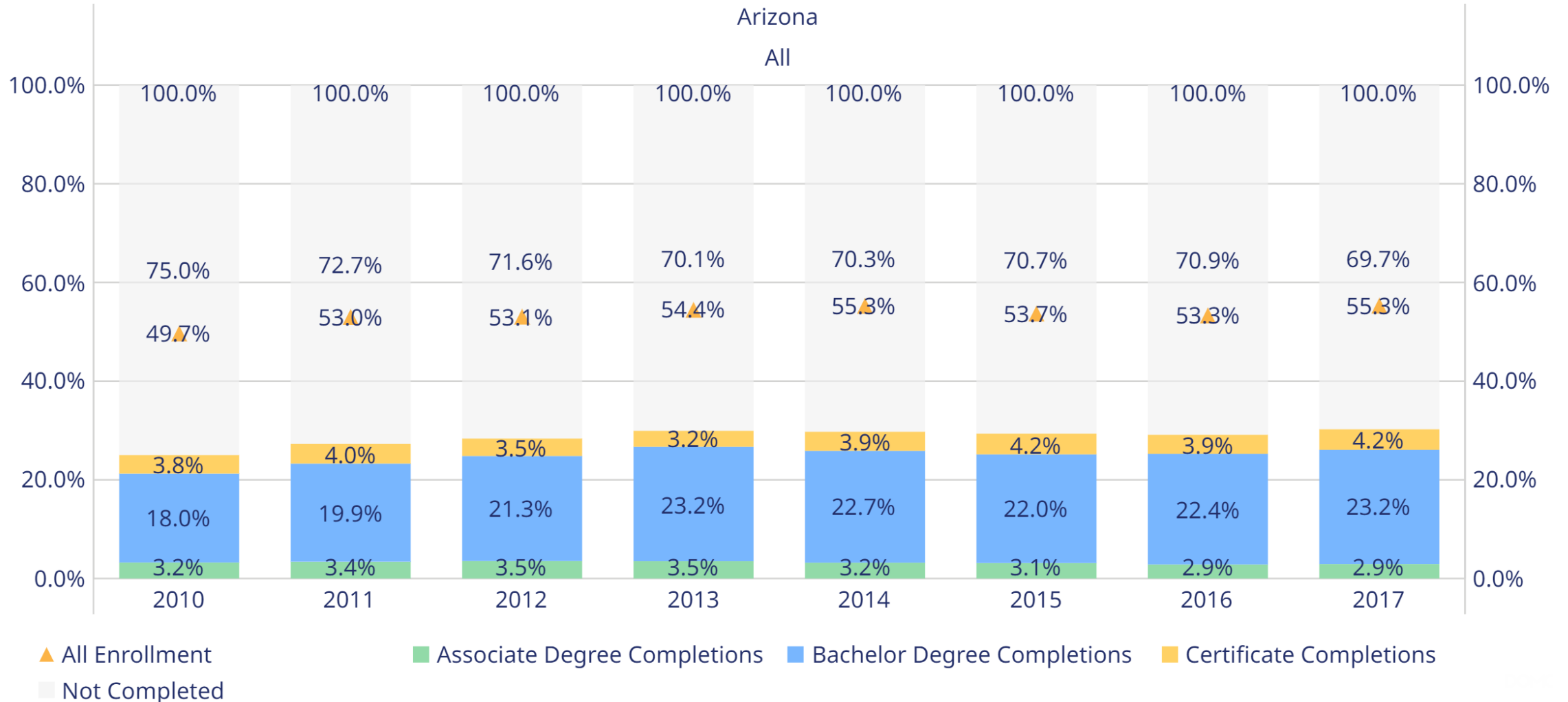


Attainment: Recent Trends



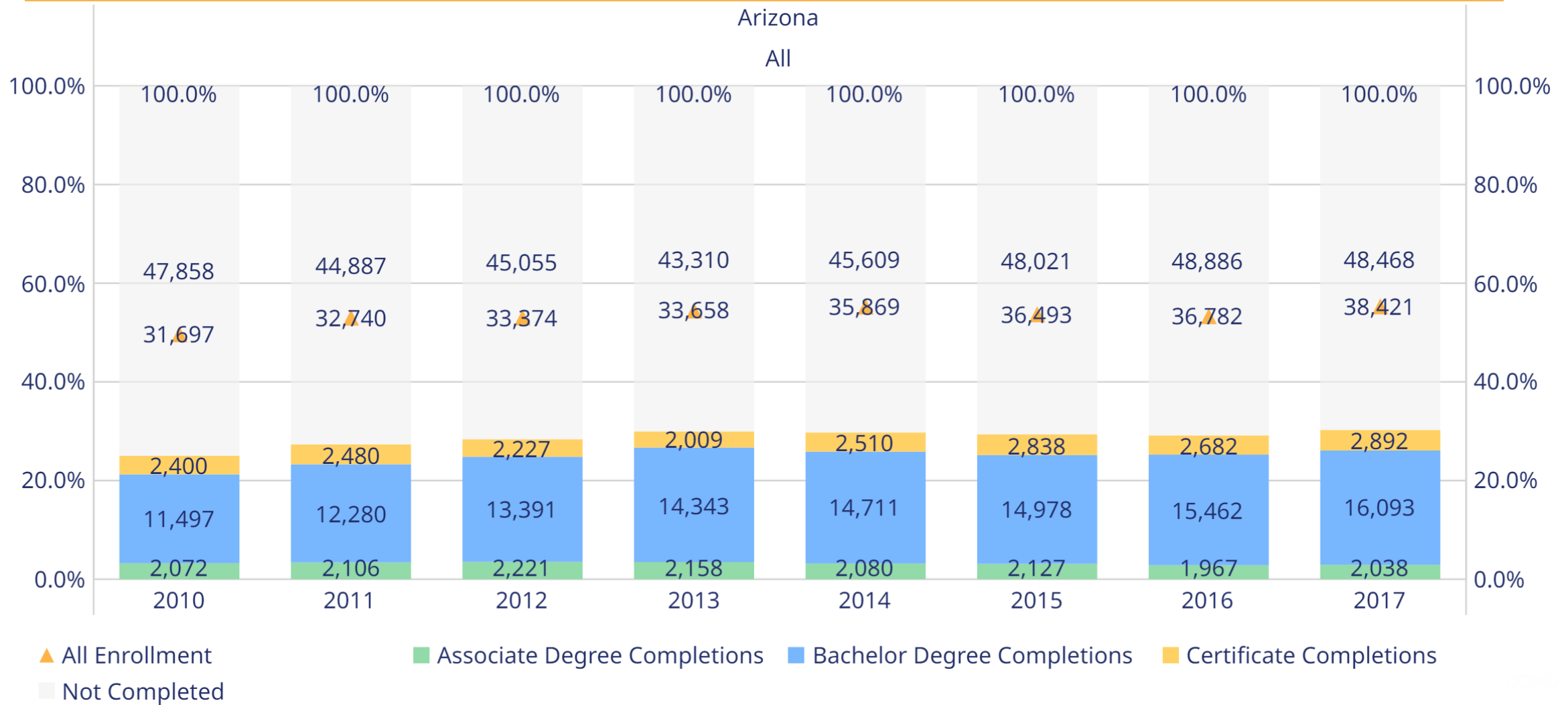
Where Arizona Stands Today:

Recent 6-year Completion Rate vs. 1-year Enrollment Rate



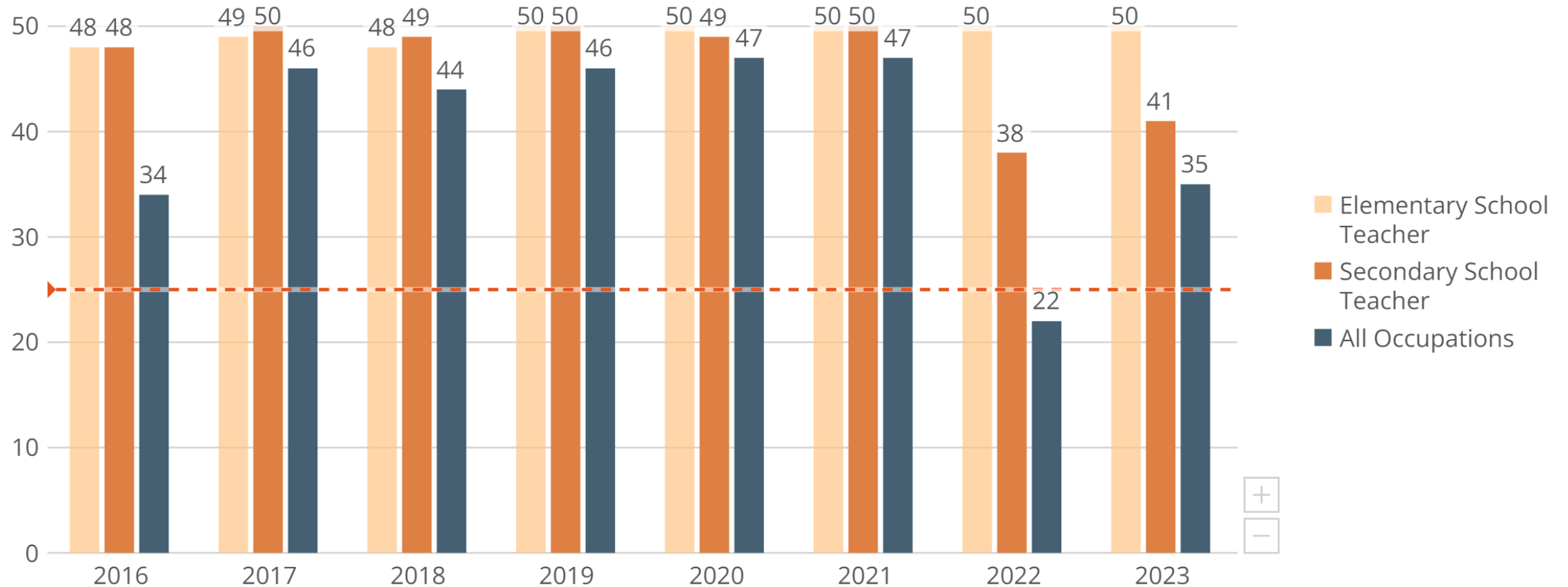
Where Arizona Stands Today:

Recent 6-year Completion Rate vs. 1-year Enrollment Rate

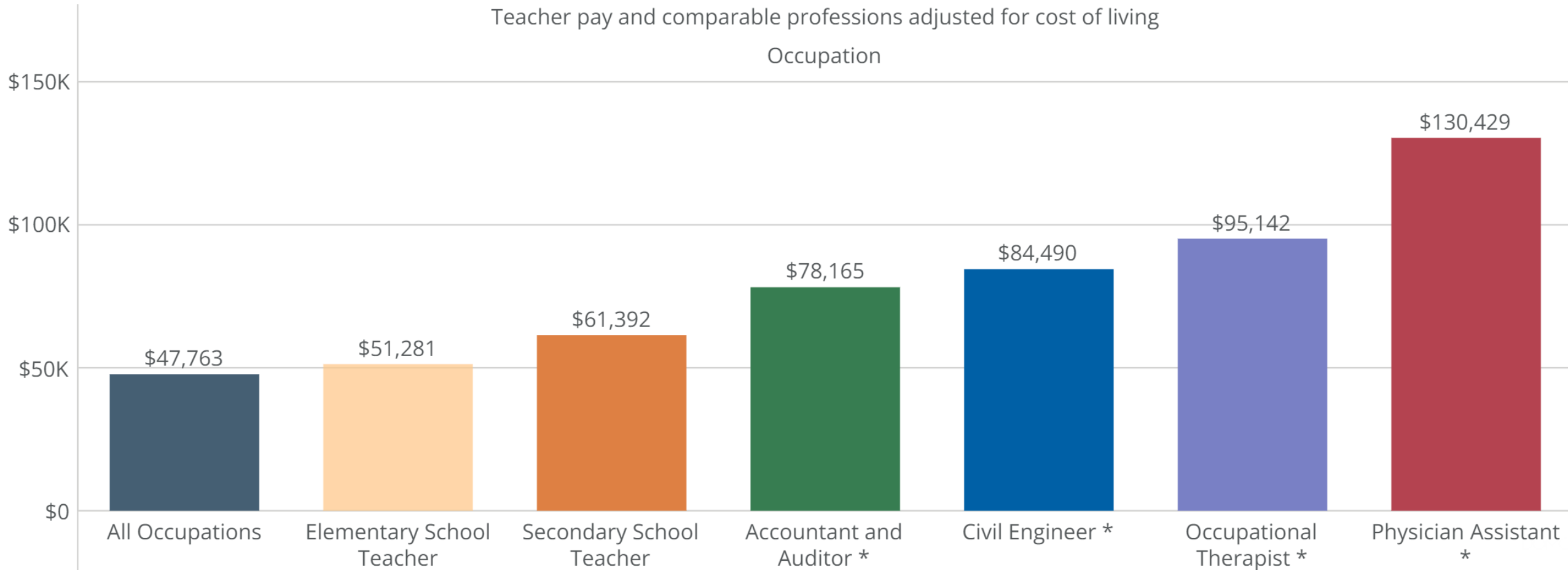


Where Arizona Stands Today: Teacher Pay Adjusted for Cost of Living

Annual Rank of Adjusted Median Pay: Goal **25**



Where Arizona Stands Today: Teacher Pay Adjusted for Cost of Living

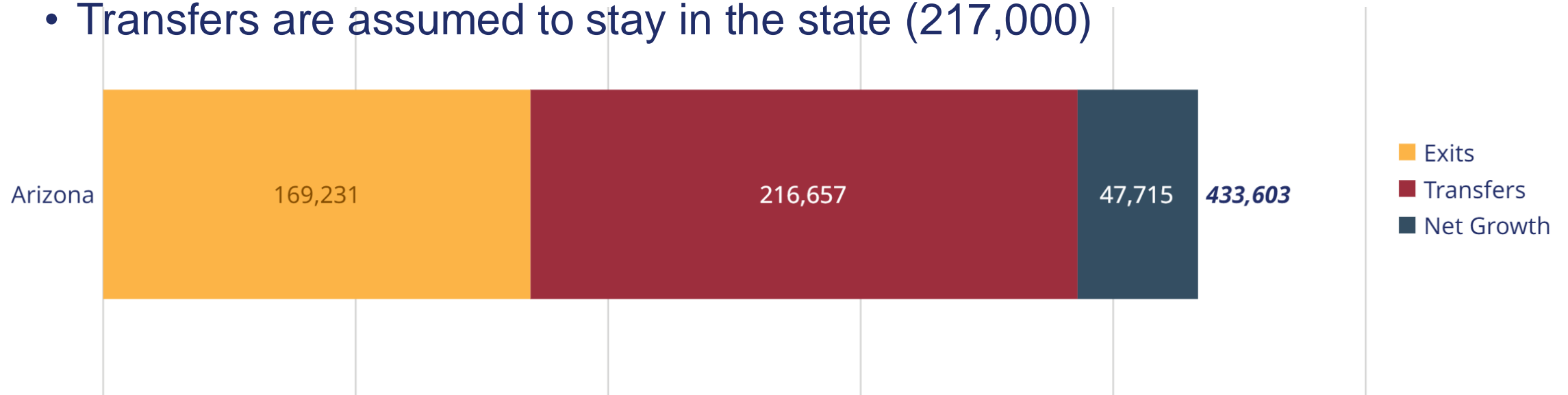


Arizona Workforce Needs

Arizona OEO Projections

Arizona Office of Economic Opportunity 2022-2032 Projections

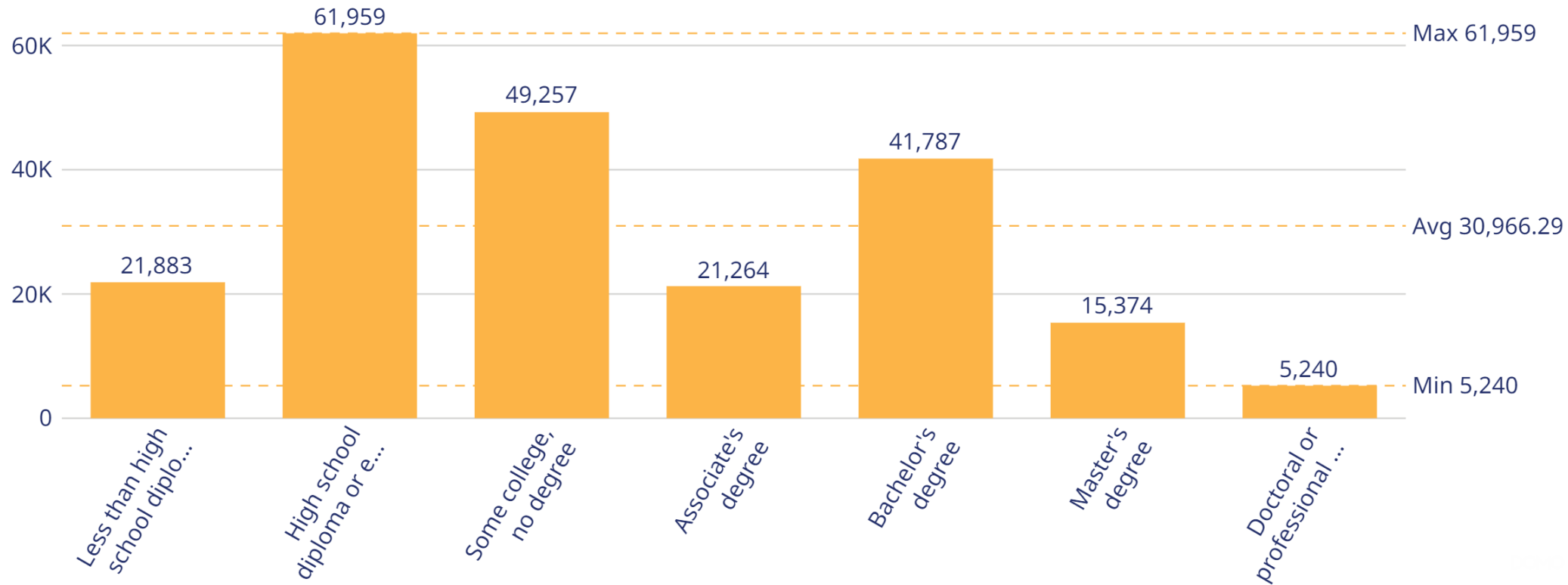
- 433,000 Annual Job Openings
- 217,000 Annual Exits and Growth
- Transfers are assumed to stay in the state (217,000)



Arizona Workforce Needs Arizona OEO Projections

Arizona Office of Economic Opportunity 2022-2032 Projections

80K ~84,000 New Associate's Degrees or Higher Needed **Annually** to fill Exits and Growth



Based on BLS trends in educational attainment of employees of each occupation as reported in the Occupation Employment and Wage Statistics (OEWS) dataset.

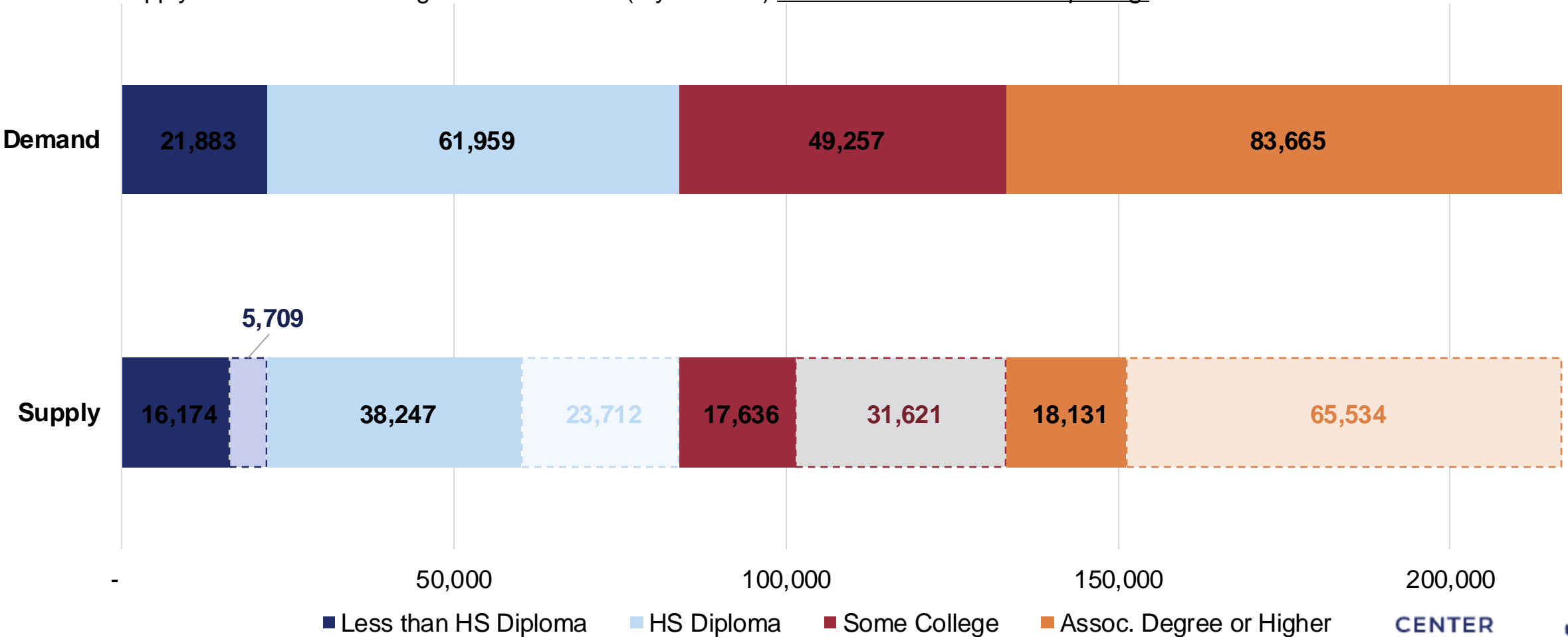
Arizona Workforce Needs

Filling Anticipated Workforce Demand

Arizona Workforce Annual Supply from Local Communities vs. Demand

Demand: Arizona OEO 2032 Projections (Exits and Growth Only) and BLS Occupational Statistics

Supply: Attainment of AZ High School Seniors (6-year Rate) *if all return to AZ after completing.*



Impact Initiatives & Programs

We are a “Do-Tank” Advancing Economic Prosperity, Quality of Life, and Opportunity for All

Advancing Economic Prosperity, Quality of Life, and Opportunity for All

CFA leads impact initiatives and programs across the state to achieve real change in our communities and thousands of fellow Arizonans' lives every day in areas critical to The Arizona We Want

Education

Driving equity and excellence across the education system for every learner




Workforce

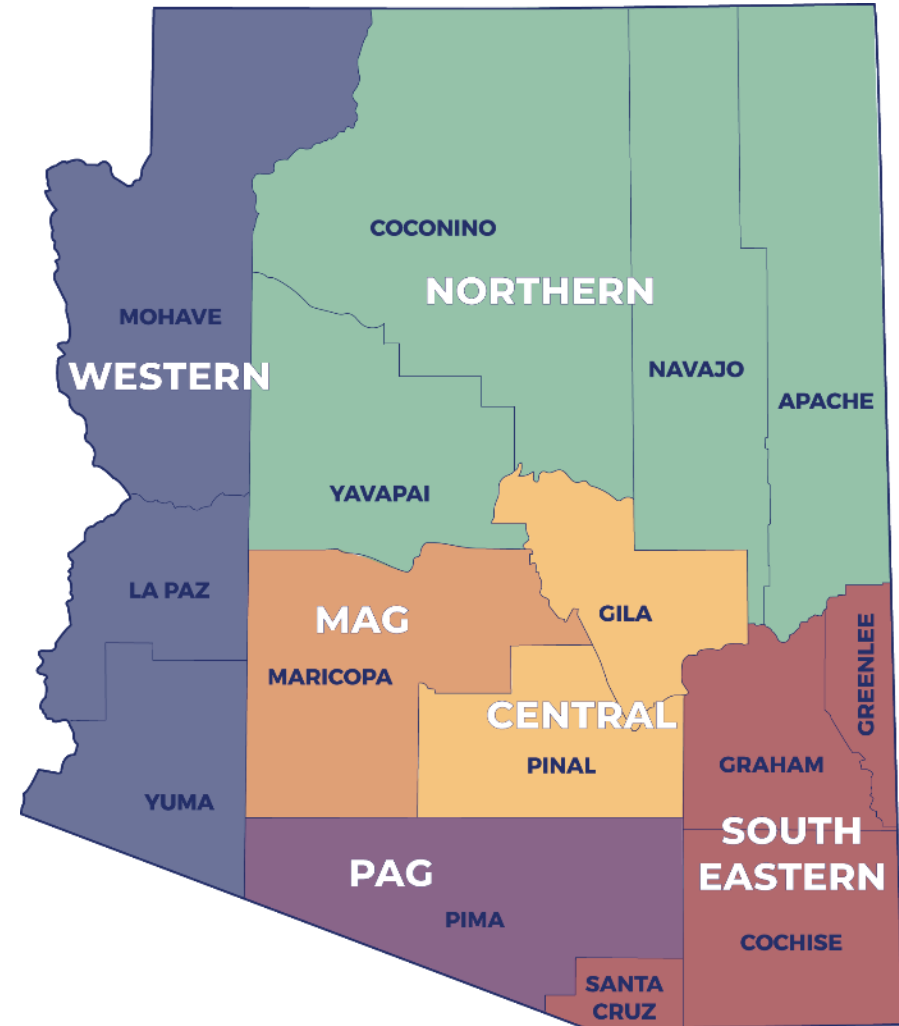
Strengthening workforce and increasing economic opportunity

Civic Engagement

Building civic leaders and thriving communities

Programmatic Impact by the Numbers

-  **385,000+** students impacted
-  **15,500+** teachers impacted
-  **730+** education leaders supported
-  **165+** communities engaged
-  **220+** partners engaged



CFA's Statewide Initiatives & Programs

Education



Beat the Odds School Leadership Academy



Arizona Pathways to Prosperity



Arizona Personalized Learning Network



School Participatory Budgeting in Arizona

Workforce



RetailWorks AZ



Workforce Leadership Academies



Arizona Pathways to Prosperity

Civic Engagement



Communities at the Center



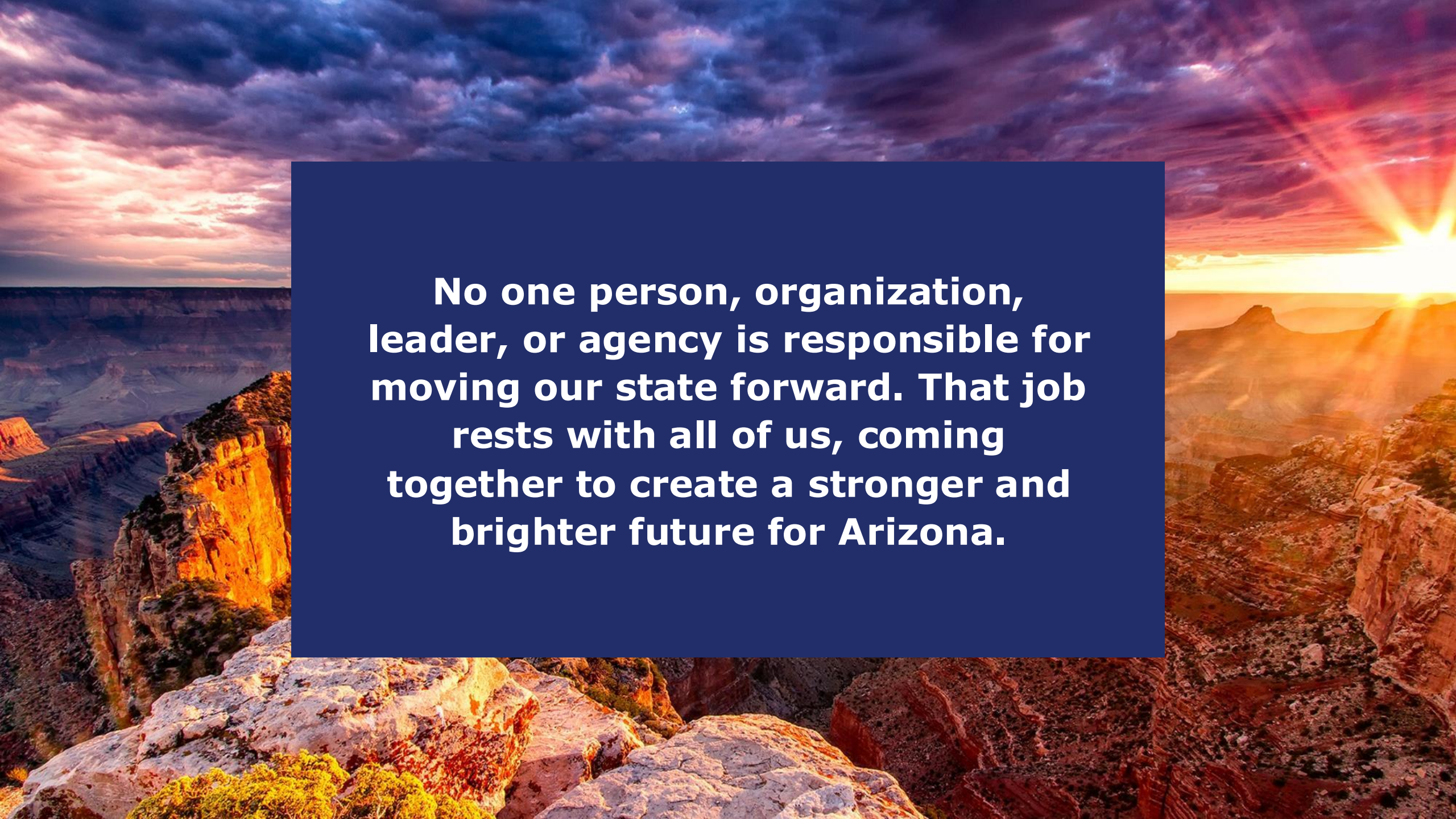
Gabe Zimmerman Public Service Awards



Arizona Civic Life Partnership



School Participatory Budgeting in Arizona

A dramatic sunset over a rugged, rocky landscape. The sky is filled with dark, swirling clouds, and the sun is low on the horizon, casting a bright orange glow. The foreground shows large, light-colored rock formations. A dark blue rectangular box is centered over the image, containing white text.

No one person, organization, leader, or agency is responsible for moving our state forward. That job rests with all of us, coming together to create a stronger and brighter future for Arizona.

CFA's Commitment to Advance The Arizona We Want

- Focus on where we agree and continue awareness-building: Arizonans agree more than disagree on the most important issues.
- Support leaders, the media, and communities by providing trusted data, sharing insights, connecting collaborators, and inspiring action.
- Partner with communities and leaders to advance our impact programs in education, workforce, and civic engagement.



Building The Arizona We Want Takes All of Us

- Reflect & share
- Identify actionable insights
- Stay connected – CFA is here to support you!



Thank You

arizonafuture.org/ava

@arizonafuture #TheArizonaWeWant

2024 Arizona Voters' Agenda

Election Issues

Spring & Fall Surveys

Voters Concerned About Democracy



Support for the following statement: “Our democracy is under threat and at risk for future generations.”

50%

All Voters
Strongly Agree

80%

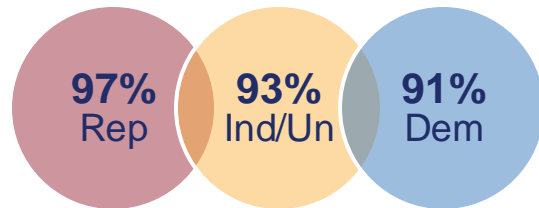
All Voters
Total Agree

Easy and Fair Participation in Elections



94%

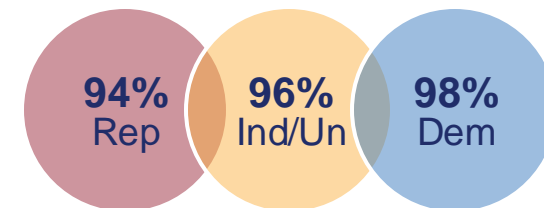
All Voters



It is easy to participate in Arizona Elections.

96%


All Voters



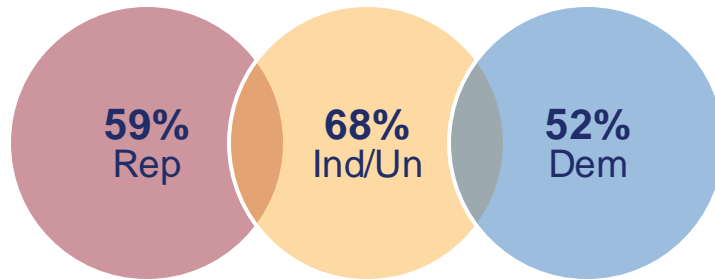
Regardless of party affiliation, all voters should have equal access to voting.



Voters Concerned About Political Party Influence




59%
All Voters Agree

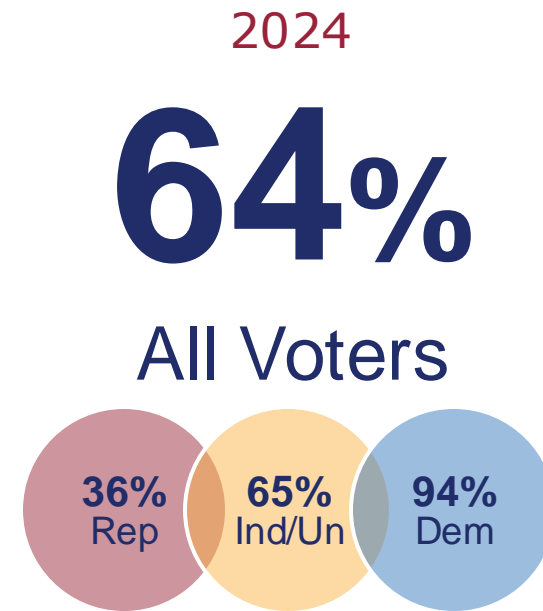
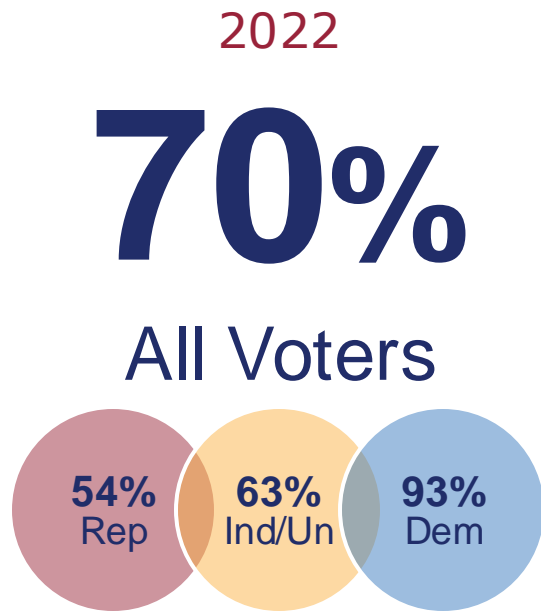


Voters across the aisle believe that “both political parties are too ideologically extreme and should not have preferential treatment in our election system.”

Trust in Election Security Has Declined



While a large majority believe Arizona elections are secure, this percentage has declined among the Republican party since 2022.

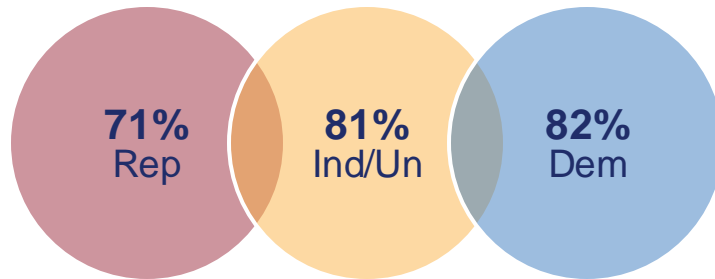


Widespread Agreement on Primary System Reform



77%

All Voters Agree



“Our partisan primary system rewards the most extreme candidates who then need to keep their narrow base of primary voters satisfied while they are in office so they can get reelected. We need to make changes to our primary system, so we elect leaders who represent more than just a small segment of voters.”

Likely Voters Share Strong Belief in Voting as a Force for Change



In general, do you believe your vote can change things for the better?

YES 81% Yes

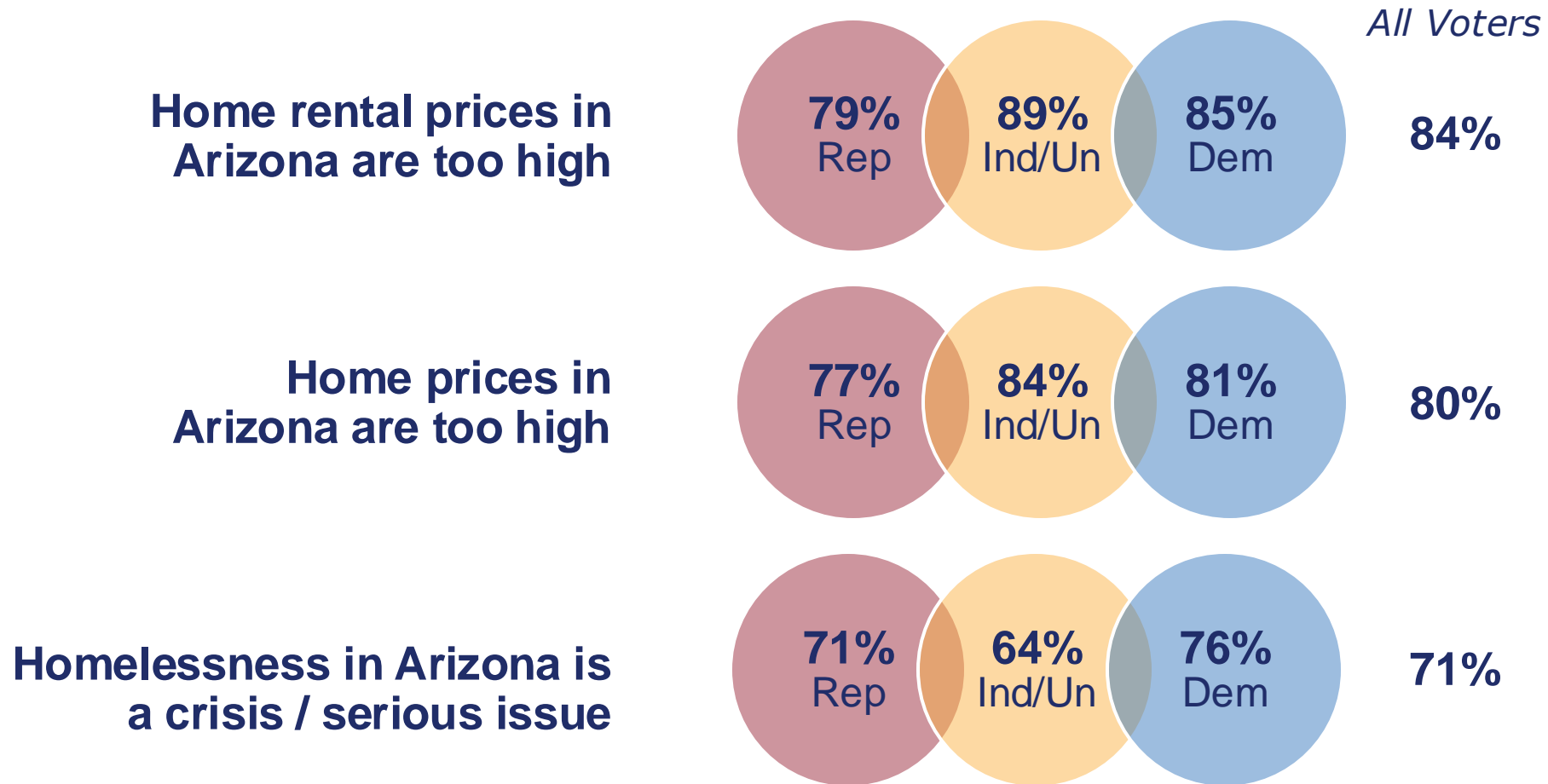
NO 16% No

All Voters

The Arizona Voters' Agenda

Housing

Arizona Voters Share Concern About Housing Issues



Voters Want Action: Expand Affordable Housing Options



YES, more housing that is affordable is needed in MY community.

78%

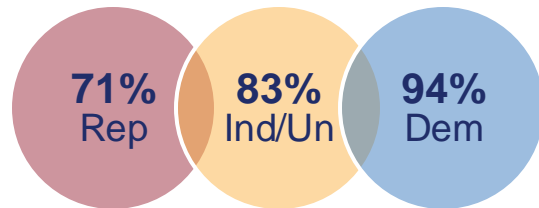
All Voters

Voters Want State & Local Governments to Do More



82%

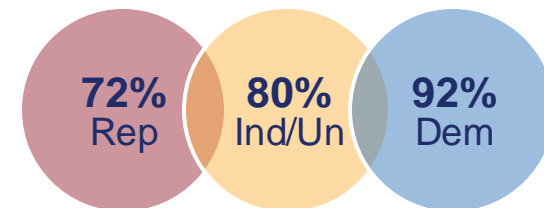
All Voters



Make sure that affordable housing options are available to middle and low-income earners throughout the state

81%

All Voters



Make sure people who experience homelessness can access safe, affordable housing

The Arizona Voters' Agenda

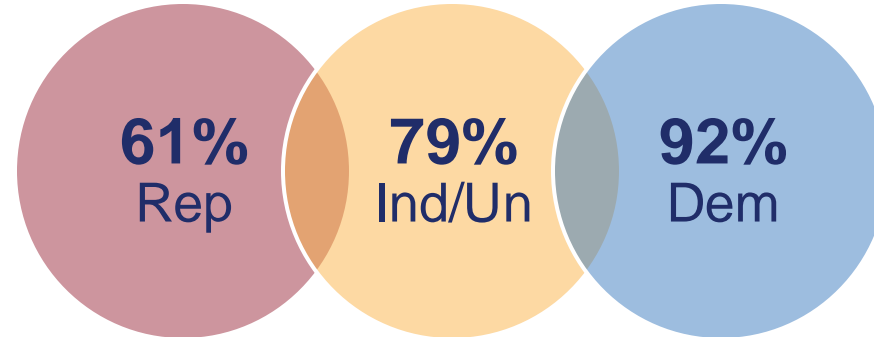
Immigration

Voters Continue to Support Comprehensive Immigration Reform



Regardless of political party, the majority of voters support enacting comprehensive immigration reform with a pathway to citizenship

77%
All Voters

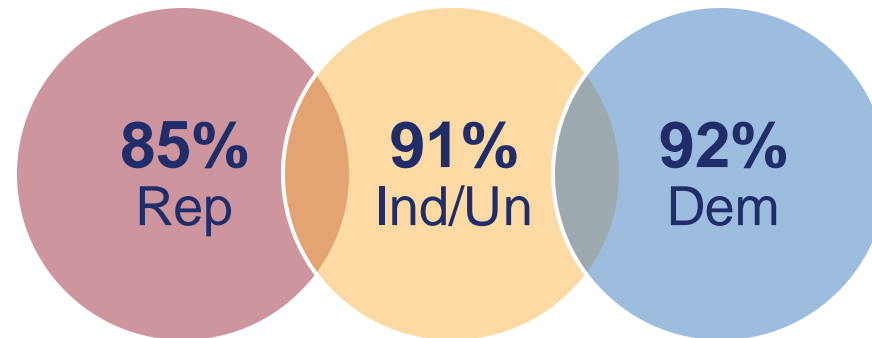


Voters Want A Border That Functions for Commerce and Immigration



Support for the following statement: Immigration reform is important to our country and our economy. Mexico is Arizona's largest trade and tourism partner – we must prioritize creating a functioning border for commerce and immigration.

89%
All Voters

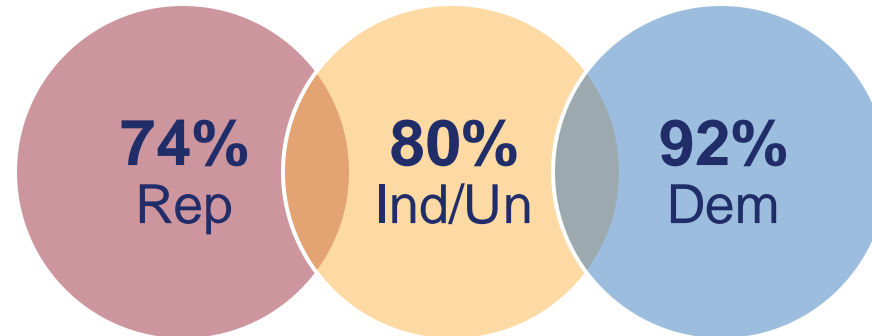


Leaders Take Note: Find Bipartisan Solutions to Southern Border Crisis



Support for the following statement: The current influx of thousands of migrants at the southern border is an international humanitarian and refugee crisis. Our leaders must work together to find a bipartisan solution to this problem.

82%
All Voters



2024 Arizona Voters' Agenda

Water & Environment

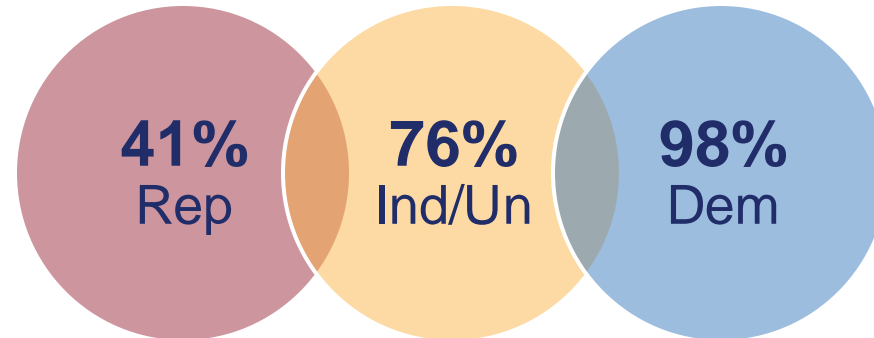
Fall Survey

Support for Sustainable Practices



“We are increasingly seeing rising temperatures, air pollution, and drought as significant problems impacting our state. Local, state and federal officials need to act to address environmental issues or risk harm to future generations.”

70%
All Voters
Agree

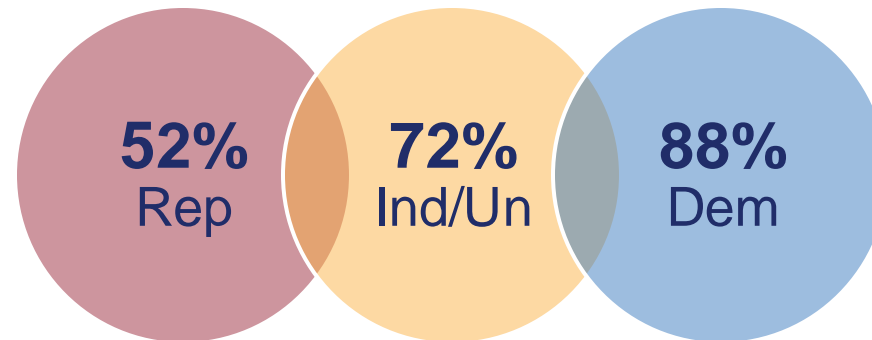


Voters Don't Believe Arizona is Prepared for Disaster



“**Arizona is not ready** for a major emergency, weather crisis, or the next pandemic to hit our state. We must do more to increase our planning and preparedness to ensure we are ready when the next disaster happens.”

70%
All Voters
Agree



Views of Existing Long-Term Water Policies



About one-third of voters believe “Arizona’s current water policies are sufficient to ensure long-term water sustainability.”

33%

All Voters

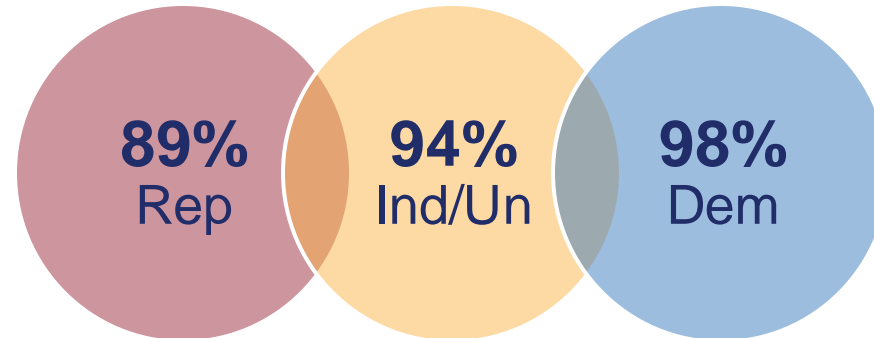
Strongly or Somewhat Agree

Loud and Clear: Protect Groundwater



Support for the following statement: Groundwater is essential for communities, farming, industry, and Arizona's way of life. We need to do more to protect our groundwater and secure our long-term water supplies.

93%
All Voters



Voters Support Active Management of Forest Land



Support for the following statement: Arizona uses active management of state lands, including controlled burns, to reduce the risk of catastrophic wildfire. Active management of forest land is important and should continue.

92%

All Voters